



INDOOR LIGHTING



RECESSED DOWNLIGHT



\varnothing 52mm 7W
 \varnothing 64mm 10W
 \varnothing 75mm 15W

\varnothing 52mm 7W
 \varnothing 64mm 10W
 \varnothing 75mm 15W



15°



24°



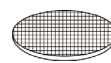
38°



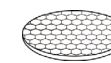
Frosted Lens



Spread Lens



Flood Lens



Honeycomb Louvre



Silver Mirror



Black Mirror



Gloden



Pin Hole



Silver Mirror




Black Mirror



Gloden



Oval




Beam Angle: 15°




Beam Angle: 24°




QR-CBS1 / Beam Angle: 38°



Beam Angle: 15°



Beam Angle: 24°

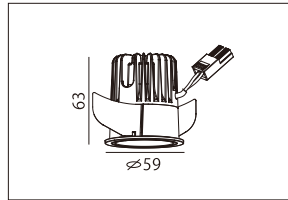



Beam Angle: 38°



Darklight Downlight

56MM



CE IP20IP44



COB LED 5W

LD 150mA LED Driver(Triac,1-10V,DALI)

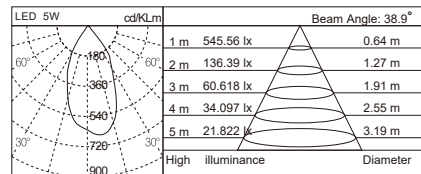
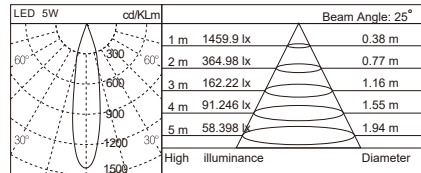
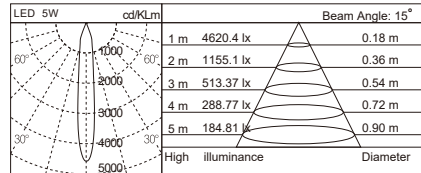
2700K-6500K

Ra 82 ~ 95

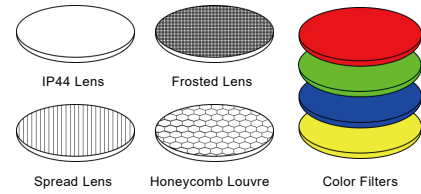
Different colors

∅ 52mm

GD1002G-LED



Accessories



CE IP20IP44



COB LED 7W

LD 200mA LED Driver(Triac,1-10V,DALI)

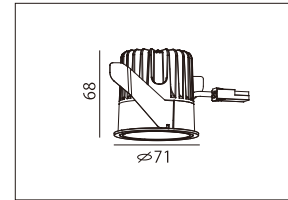
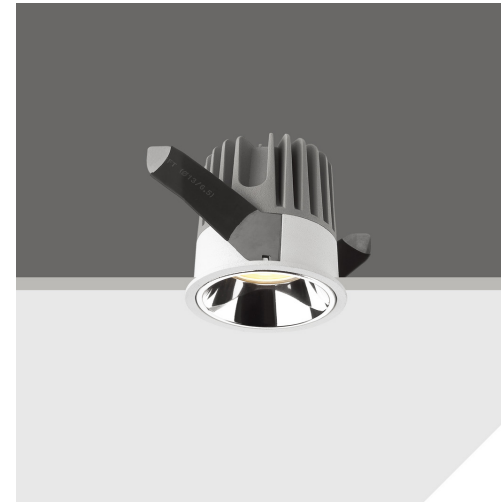
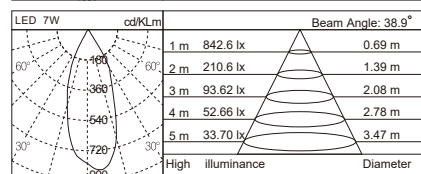
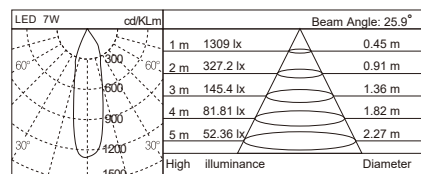
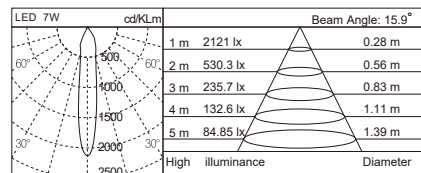
2700K-6500K

Ra 82 ~ 95

Different colors

∅ 52mm

GD1002GL-LED



CE IP20IP44



COB LED 7W

LD 200mA LED Driver(Triac,1-10V,DALI)

2700K-6500K

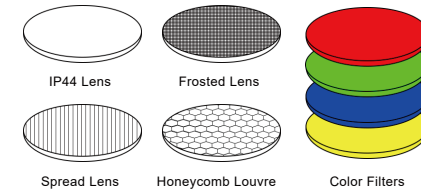
Ra 82 ~ 95

Different colors

∅ 64mm

GD1025G-LED

Accessories



CE IP20IP44



COB LED 10W

LD 250mA LED Driver(Triac,1-10V,DALI)


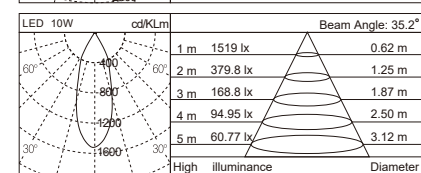
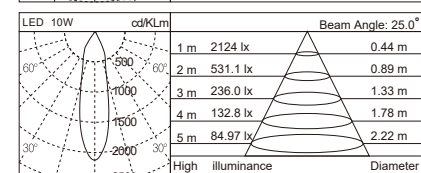
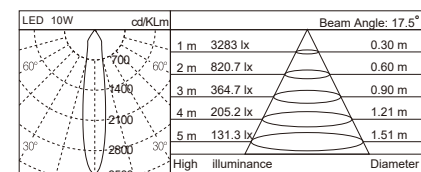
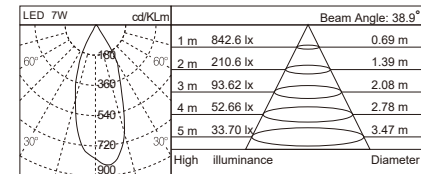
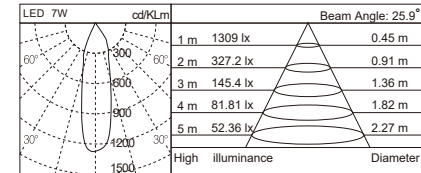
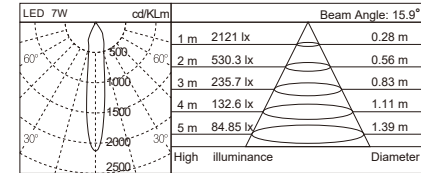
2700K-6500K

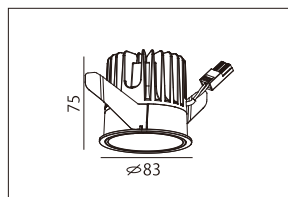
Ra 82 ~ 95

Different colors

∅ 64mm

GD1025GL-LED





15°
 25°
 38°

COB LED 10W

250mA LED Driver(Triac,1-10V,DALI)

2700K-6500K

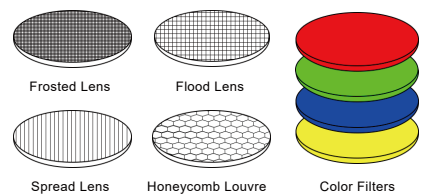
Ra 82 ~ 95

Different colors

∅ 75mm

GD1003G-LED

Accessories



LED 10W	cd/Klm	Beam Angle: 17.5°
1 m	3283 lx	0.30 m
2 m	820.7 lx	0.60 m
3 m	364.7 lx	0.90 m
4 m	205.2 lx	1.21 m
5 m	131.3 lx	1.51 m
High illuminance		Diameter

LED 10W	cd/Klm	Beam Angle: 25.0°
1 m	2124 lx	0.44 m
2 m	531.1 lx	0.89 m
3 m	236.0 lx	1.33 m
4 m	132.8 lx	1.78 m
5 m	84.97 lx	2.22 m
High illuminance		Diameter

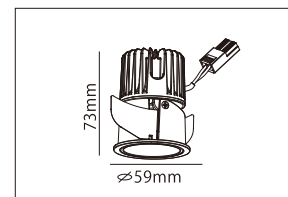

LED 10W	cd/Klm	Beam Angle: 35.2°
1 m	1519 lx	0.62 m
2 m	379.8 lx	1.25 m
3 m	168.8 lx	1.87 m
4 m	94.95 lx	2.50 m
5 m	60.77 lx	3.12 m
High illuminance		Diameter

LED 15W	cd/Klm	Beam Angle: 18.4°
1 m	6198 lx	0.32 m
2 m	1550 lx	0.64 m
3 m	688.7 lx	0.96 m
4 m	387.4 lx	1.28 m
5 m	247.9 lx	1.61 m
High illuminance		Diameter

LED 15W	cd/Klm	Beam Angle: 26.5°
1 m	3521 lx	0.47 m
2 m	880.3 lx	0.94 m
3 m	391.2 lx	1.41 m
4 m	220.1 lx	1.89 m
5 m	140.8 lx	2.36 m
High illuminance		Diameter

LED 15W	cd/Klm	Beam Angle: 42.2°
1 m	2001 lx	0.77 m
2 m	500.1 lx	1.54 m
3 m	222.3 lx	2.32 m
4 m	125.0 lx	3.09 m
5 m	80.02 lx	3.86 m
High illuminance		Diameter

GD1003GL-LED



15°
 25°
 38°

COB LED 5W

150mA LED Driver(Triac,1-10V,DALI)

2700K-6500K

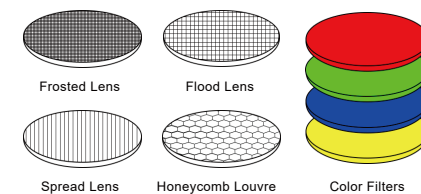
Ra 82 ~ 95

Different colors

∅ 52mm

GD2002G-LED

Accessories



LED 5W	cd/Klm	Beam Angle: 15°
1 m	4620.4 lx	0.18 m
2 m	1155.1 lx	0.36 m
3 m	513.37 lx	0.54 m
4 m	288.77 lx	0.72 m
5 m	184.81 lx	0.90 m
High illuminance		Diameter

LED 5W	cd/Klm	Beam Angle: 25°
1 m	1459.9 lx	0.38 m
2 m	364.98 lx	0.77 m
3 m	162.22 lx	1.16 m
4 m	91.246 lx	1.55 m
5 m	58.398 lx	1.94 m
High illuminance		Diameter


LED 5W	cd/Klm	Beam Angle: 38.9°
1 m	545.56 lx	0.64 m
2 m	136.39 lx	1.27 m
3 m	60.618 lx	1.91 m
4 m	34.097 lx	2.55 m
5 m	21.822 lx	3.19 m
High illuminance		Diameter

LED 7W	cd/Klm	Beam Angle: 15.9°
1 m	2121 lx	0.28 m
2 m	530.3 lx	0.56 m
3 m	235.7 lx	0.83 m
4 m	132.6 lx	1.11 m
5 m	84.85 lx	1.39 m
High illuminance		Diameter

LED 7W	cd/Klm	Beam Angle: 25.9°
1 m	1309 lx	0.45 m
2 m	327.2 lx	0.91 m
3 m	145.4 lx	1.36 m
4 m	81.81 lx	1.82 m
5 m	52.36 lx	2.27 m
High illuminance		Diameter

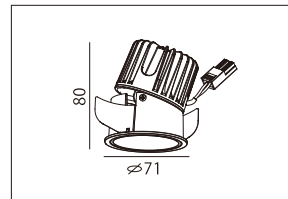

LED 7W	cd/Klm	Beam Angle: 38.9°
1 m	842.6 lx	0.69 m
2 m	210.6 lx	1.39 m
3 m	93.62 lx	2.08 m
4 m	52.66 lx	2.78 m
5 m	33.70 lx	3.47 m
High illuminance		Diameter

GD2002GL-LED



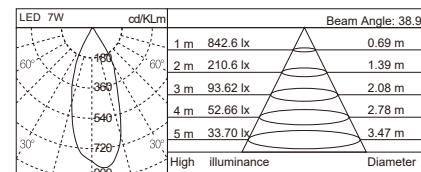
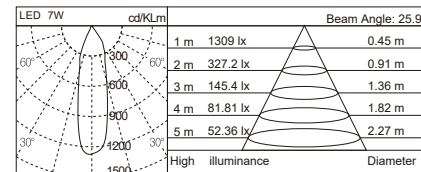
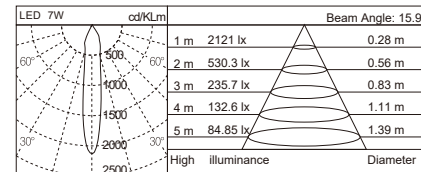
Mini Series

Recessed Downlight

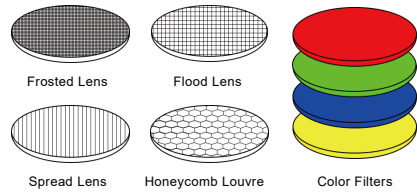


CE IP20 IP44
 15° 25° 38°
 COB LED 7W
 200mA LED Driver(Triac,1-10V,DALI)
 2700K-6500K
 Ra 82 ~ 95
 Different colors
 ∅ 64mm

GD2025G-LED

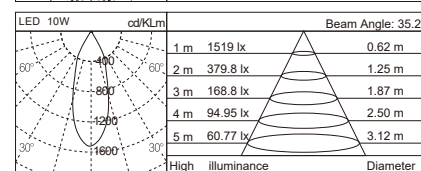
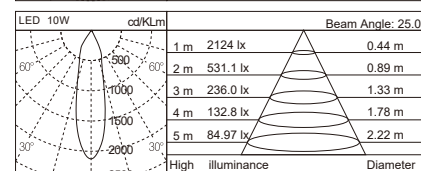
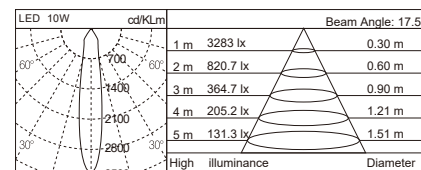


Accessories



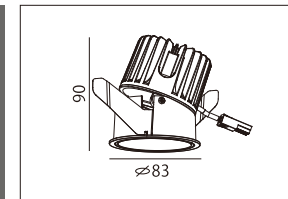

CE IP20 IP44
 15° 25° 38°
 COB LED 10W
 250mA LED Driver(Triac,1-10V,DALI)
 2700K-6500K
 Ra 82 ~ 95
 Different colors
 ∅ 64mm

GD2025GL-LED



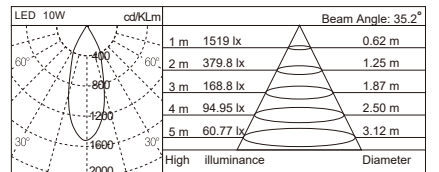
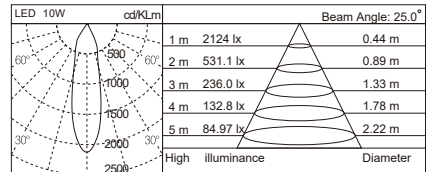
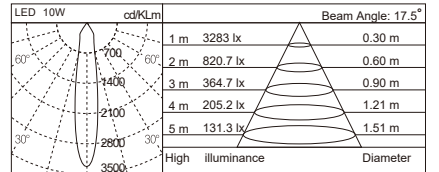
Mini Series

Recessed Downlight

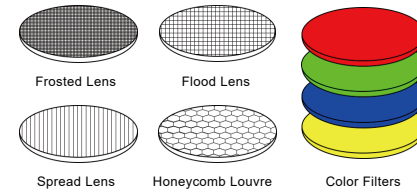


CE IP20 IP44
 8° 15° 25° 38°
 COB LED 10W
 250mA LED Driver(Triac,1-10V,DALI)
 2700K-6500K
 Ra 82 ~ 95
 Different colors
 ∅ 75mm

GD2003G-LED


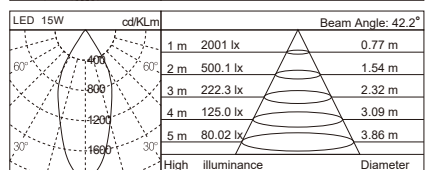
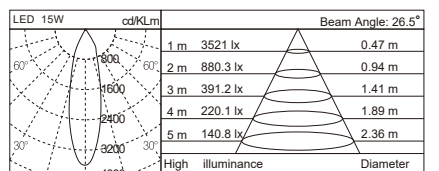
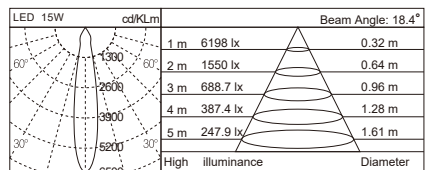


Accessories



CE IP20 IP44
 8° 15° 25° 38°
 COB LED 15W
 400mA LED Driver(Triac,1-10V,DALI)
 2700K-6500K
 Ra 82 ~ 95
 Different colors
 ∅ 75mm

GD2003GL-LED





∅ 75mm 15W
 ∅ 100mm 20W
 ∅ 125mm 25W
 ∅ 150mm 45W

∅ 75mm 15W
 ∅ 100mm 20W
 ∅ 125mm 25W
 ∅ 150mm 45W



15°



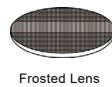
24°



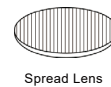
38°



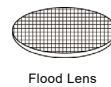
50°



Frosted Lens



Spread Lens



Flood Lens



Honeycomb Louvre



Silver Mirror



Black Mirror




Gloden




Pin Hole



Silver Mirror



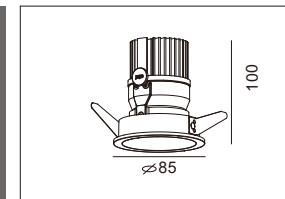





Black Mirror



Gloden



Oval



CE IP20 IP44

15°
 25°
 38°

COB LED 7W

200mA LED Driver(Triac,1-10V,DALI)

2700K-6500K

Ra 82 ~ 95

Different colors

∅ 75mm

GD1403YS-LED

LED 7W	cd/Klm	Beam Angle: 15.8 °
1 m	2290 lx	0.27 m
2 m	572.4 lx	0.54 m
3 m	254.4 lx	0.82 m
4 m	143.1 lx	1.09 m
5 m	91.59 lx	1.36 m
High illuminance		Diameter

LED 7W	cd/Klm	Beam Angle: 21.6 °
1 m	1748 lx	0.38 m
2 m	436.9 lx	0.77 m
3 m	194.2 lx	1.15 m
4 m	109.2 lx	1.53 m
5 m	69.9 lx	1.92 m
High illuminance		Diameter

LED 7W	cd/Klm	Beam Angle: 36.9 °
1 m	1014 lx	0.66 m
2 m	253.5 lx	1.33 m
3 m	112.7 lx	1.99 m
4 m	63.38 lx	2.66 m
5 m	40.56 lx	3.32 m
High illuminance		Diameter

CE IP20 IP44

15°
 25°
 38°

COB LED 10W

250mA LED Driver(Triac,1-10V,DALI)

2700K-6500K

Ra 82 ~ 95

Different colors

∅ 75mm

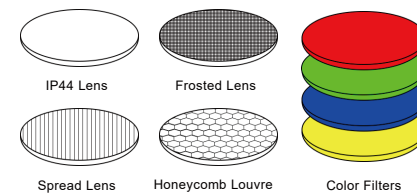
GD1403Y-LED

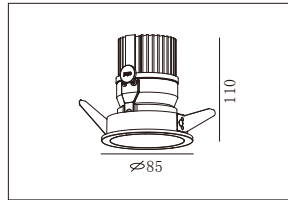
LED 10W	cd/Klm	Beam Angle: 17.8 °
1 m	3695 lx	0.31 m
2 m	923.6 lx	0.63 m
3 m	410.5 lx	0.94 m
4 m	230.9 lx	1.25 m
5 m	147.8 lx	1.57 m
High illuminance		Diameter

LED 10W	cd/Klm	Beam Angle: 26.2 °
1 m	2220 lx	0.46 m
2 m	555.1 lx	0.93 m
3 m	246.7 lx	1.39 m
4 m	138.8 lx	1.85 m
5 m	88.82 lx	2.32 m
High illuminance		Diameter

LED 10W	cd/Klm	Beam Angle: 36.9 °
1 m	1465 lx	0.66 m
2 m	366.2 lx	1.32 m
3 m	162.8 lx	1.98 m
4 m	91.55 lx	2.65 m
5 m	58.59 lx	3.31 m
High illuminance		Diameter

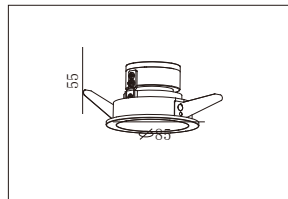
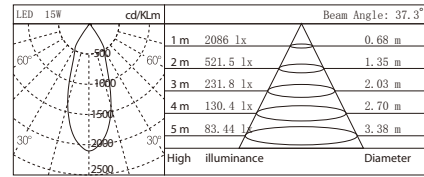
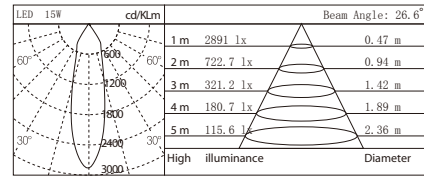
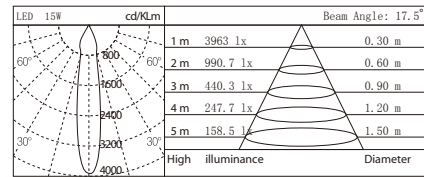
Accessories





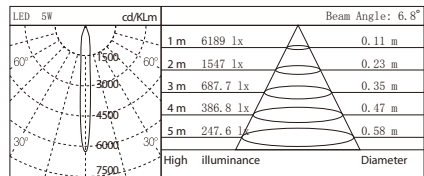
- CE IP20 IP44**
- 15° 25° 38°
- COB LED 15W
- 400mA LED Driver (Triac, 1-10V, DALI)
- 2700K-6500K
- Ra** 82 ~ 95
- Different colors
- ∅ 75mm

GD1403YL-LED



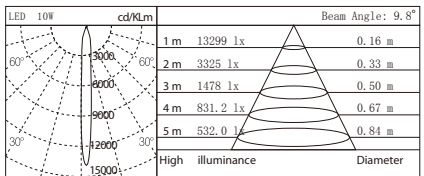
- CE IP20**
- 6°
- COB LED 5W
- 1050mA LED Driver
- 2700K-6500K
- Ra** 82 ~ 95
- Different colors
- ∅ 75mm

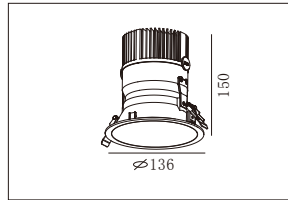
GD1403YSS-LED



- CE IP20**
- 10°
- COB LED 10W
- 1050mA LED Driver
- 2700K-6500K
- Ra** 82 ~ 95
- Different colors
- ∅ 75mm

GD1603Y-LED





55° IP20IP44

15° 25° 38°

COB LED 15W

400mA LED Driver (Triac, 1-10V, DALI)



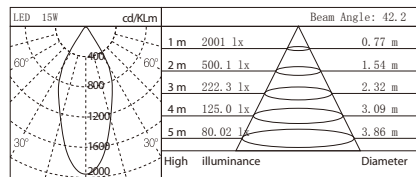
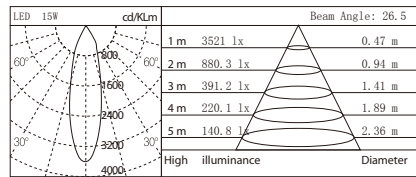
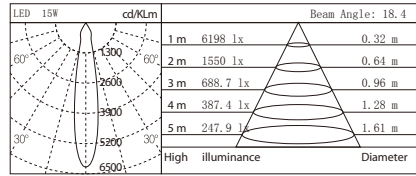
2700K-6500K

Ra 82 ~ 95

Different colors

∅ 125mm

GD1005YS-LED



55° IP20IP44

15° 25° 38°

COB LED 20W

500mA LED Driver (Triac, 1-10V, DALI)

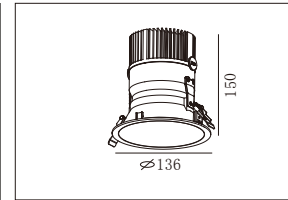
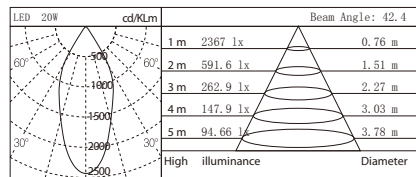
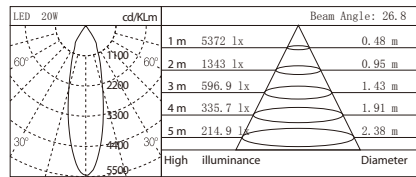
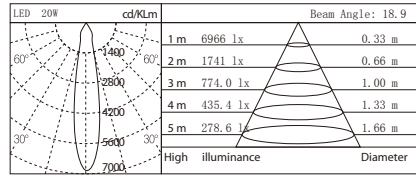
2700K-6500K

Ra 82 ~ 95

Different colors

∅ 125mm

GD1005Y-LED



55° IP20IP44

15° 25° 38°

COB LED 25W

700mA LED Driver (Triac, 1-10V, DALI)



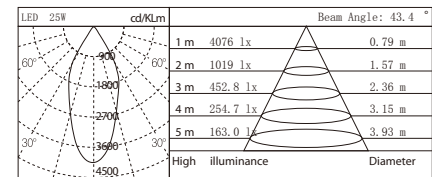
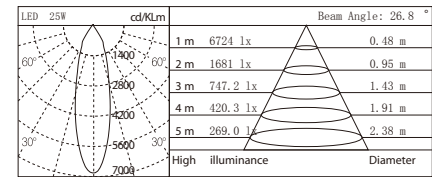
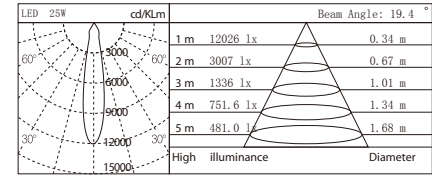
2700K-6500K

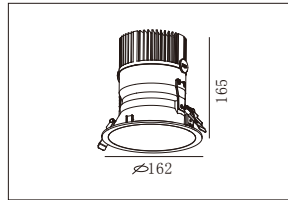
Ra 82 ~ 95

Different colors

∅ 125mm

GD1005YL-LED





55° IP20IP44

15° 25° 38°

COB LED 25W

700mA LED Driver (Triac, 1-10V, DALI)

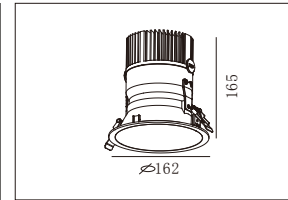


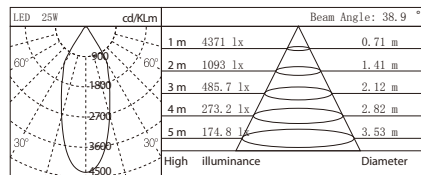
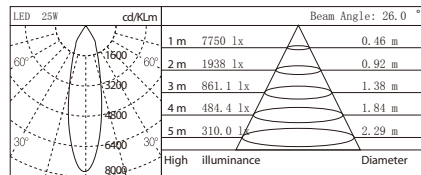
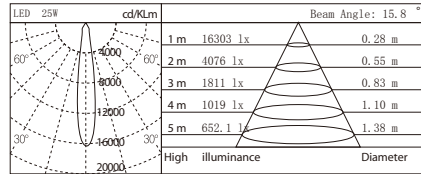
2700K-6500K

Ra 82 ~ 95

Different colors

∅ 150mm

GD1006YS-LED



55° IP20IP44

15° 25° 38°

COB LED 36W

With 1050mA LED Driver (Triac, 1-10V, DALI)


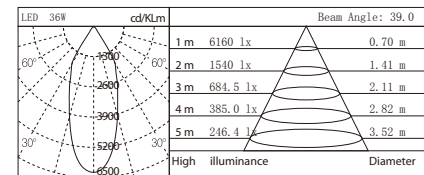
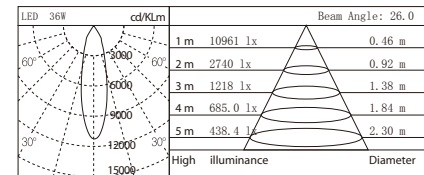
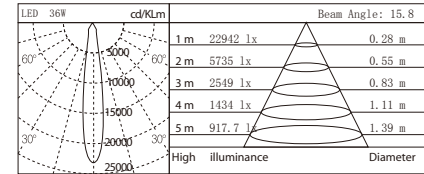
2700K-6500K

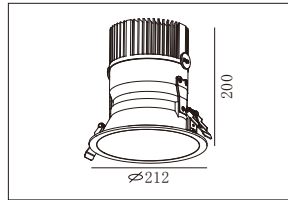
Ra 82 ~ 95

Different colors

∅ 150mm

GD1006YL-LED





55° CE IP20IP44

15° 25° 38°

COB LED 50W

1050mA LED Driver (Triac, 1-10V, DALI)

2700K-6500K

Ra 82 ~ 95

Different colors


∅ 200mm

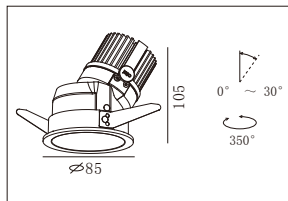
GD1008Y-LED

LED 50W	cd/Mlm	Beam Angle: 16.1 °
	1m 27367 lx	0.28 m
	2m 6842 lx	0.56 m
	3m 3041 lx	0.84 m
	4m 1710 lx	1.12 m
	5m 1095 lx	1.40 m
	High illuminance	Diameter

LED 50W	cd/Mlm	Beam Angle: 26.6 °
	1m 13283 lx	0.47 m
	2m 3321 lx	0.93 m
	3m 1476 lx	1.40 m
	4m 830.2 lx	1.86 m
	5m 531.3 lx	2.33 m
	High illuminance	Diameter

LED 50W	cd/Mlm	Beam Angle: 40.0 °
	1m 7092 lx	0.72 m
	2m 1773 lx	1.45 m
	3m 788.0 lx	2.17 m
	4m 443.3 lx	2.90 m
	5m 283.7 lx	3.62 m
	High illuminance	Diameter





CE IP20IP44


15°	25°	38°
COB LED 7W		
200mA LED Driver (Triac, 1-10V, DALI)		
2700K-6500K		
Ra 82 ~ 95		
Different colors		
∅ 75mm		

GD2003YS-LED

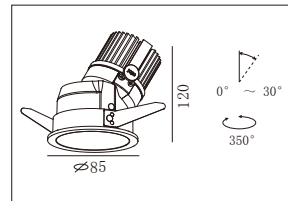
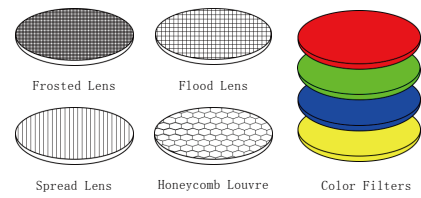
LED 7W	cd/Klm	Beam Angle: 15.9°
1m	2121 lx	0.28 m
2m	530.3 lx	0.56 m
3m	235.7 lx	0.83 m
4m	132.6 lx	1.11 m
5m	84.85 lx	1.39 m
High illuminance		Diameter

LED 7W	cd/Klm	Beam Angle: 25.9°
1m	1309 lx	0.45 m
2m	327.2 lx	0.91 m
3m	145.4 lx	1.36 m
4m	81.81 lx	1.82 m
5m	52.36 lx	2.27 m
High illuminance		Diameter

LED 7W	cd/Klm	Beam Angle: 38.9°
1m	842.6 lx	0.69 m
2m	210.6 lx	1.39 m
3m	93.62 lx	2.08 m
4m	52.66 lx	2.78 m
5m	33.70 lx	3.47 m
High illuminance		Diameter



Accessories



CE IP20IP44


15°	25°	38°
COB LED 7W		
400mA LED Driver (Triac, 1-10V, DALI)		
2700K-6500K		
Ra 82 ~ 95		
Different colors		
∅ 75mm		

GD2003YL-LED

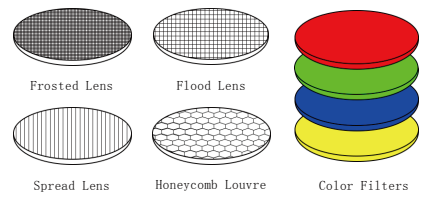
LED 15W	cd/Klm	Beam Angle: 18.3°
1m	3846 lx	0.32 m
2m	961.5 lx	0.65 m
3m	427.3 lx	0.97 m
4m	240.4 lx	1.29 m
5m	153.8 lx	1.62 m
High illuminance		Diameter

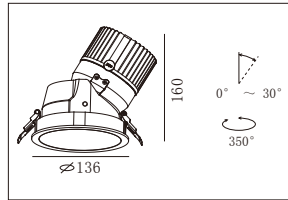
LED 15W	cd/Klm	Beam Angle: 24.9°
1m	2740 lx	0.44 m
2m	685.0 lx	0.88 m
3m	304.4 lx	1.32 m
4m	171.2 lx	1.77 m
5m	109.6 lx	2.21 m
High illuminance		Diameter

LED 15W	cd/Klm	Beam Angle: 35.5°
1m	1936 lx	0.64 m
2m	484.1 lx	1.27 m
3m	215.2 lx	1.91 m
4m	121.0 lx	2.54 m
5m	77.45 lx	3.18 m
High illuminance		Diameter



Accessories





55° IP20IP44

15° 25° 38°

COB LED 15W

400mA LED Driver (Triac, 1-10V, DALI)

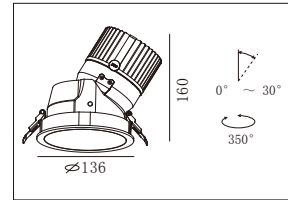



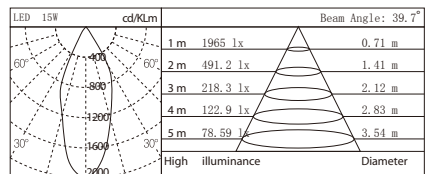
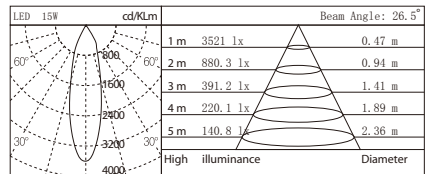
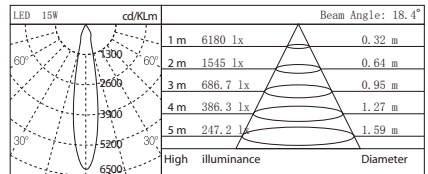
2700K-6500K

Ra 82 ~ 95

Different colors

∅ 125mm

GD2005YS-LED



55° IP20IP44

15° 25° 38°

COB LED 20W

700mA LED Driver (Triac, 1-10V, DALI)


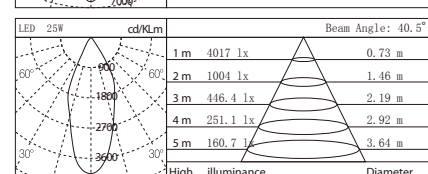
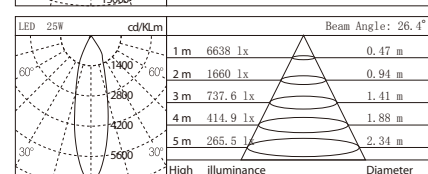
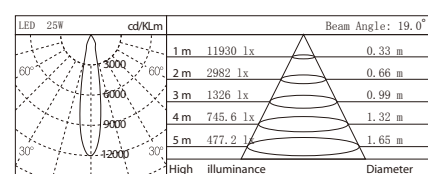
2700K-6500K

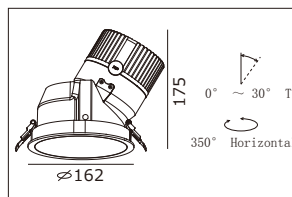
Ra 82 ~ 95

Different colors

∅ 125mm

GD2005YL-LED





55° CE IP20IP44

15° 25° 38°

COB LED 25W

LD 700mA LED Driver(Triac,1-10V,DALI)

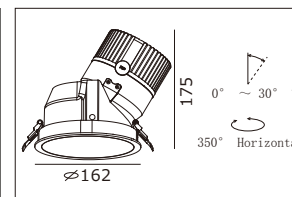


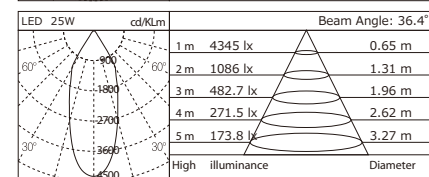
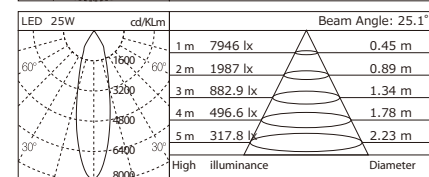
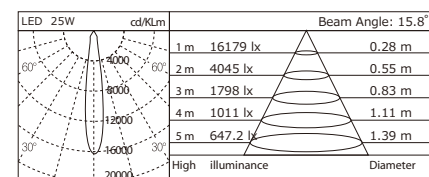
2700K-6500K

Ra 82 ~ 95

Different colors

∅ 150mm

GD2006YS-LED



55° CE IP20IP44

15° 25° 38°

COB LED 36W

LD 1050mA LED Driver(Triac,1-10V,DALI)



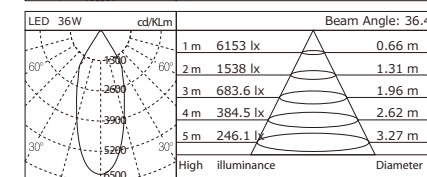
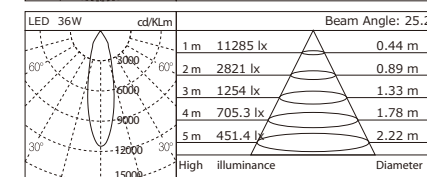
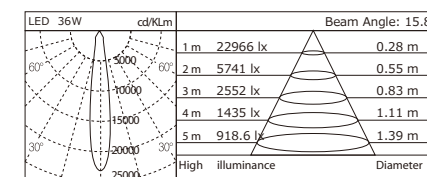
2700K-6500K

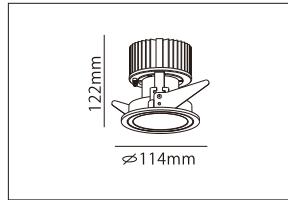
Ra 82 ~ 95

Different colors

∅ 150mm

GD2006YL-LED





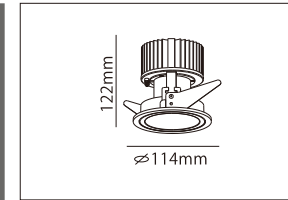
- CE IP20/IP44**
-
- COB LED 15W**
- 400mA LED Driver(Triac,1-10V,DALI)**
- 2700K-6500K**
- Ra 82 ~ 95**
- Different colors**
- ∅ 100mm**

GD1004SS-LED

LED 15W	cd/Klm	Beam Angle: 17.5°
1 m	3963 lx	0.30 m
2 m	990.7 lx	0.60 m
3 m	440.3 lx	0.90 m
4 m	247.7 lx	1.20 m
5 m	158.5 lx	1.50 m
High illuminance		Diameter

LED 15W	cd/Klm	Beam Angle: 26.6°
1 m	2891 lx	0.47 m
2 m	722.7 lx	0.94 m
3 m	321.2 lx	1.42 m
4 m	180.7 lx	1.89 m
5 m	115.6 lx	2.36 m
High illuminance		Diameter

LED 15W	cd/Klm	Beam Angle: 37.3°
1 m	2086 lx	0.68 m
2 m	521.5 lx	1.35 m
3 m	231.8 lx	2.03 m
4 m	130.4 lx	2.70 m
5 m	83.44 lx	3.38 m
High illuminance		Diameter



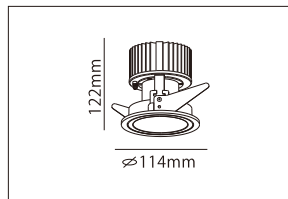
- CE IP20/IP44**
-
- COB LED 25W**
- 700mA LED Driver(Triac,1-10V,DALI)**
- 2700K-6500K**
- Ra 82 ~ 95**
- Different colors**
- ∅ 100mm**

GD1004G-LED

LED 25W	cd/Klm	Beam Angle: 19.4°
1 m	12026 lx	0.34 m
2 m	3007 lx	0.67 m
3 m	1336 lx	1.01 m
4 m	751.6 lx	1.34 m
5 m	481.0 lx	1.68 m
High illuminance		Diameter

LED 25W	cd/Klm	Beam Angle: 26.8°
1 m	6724 lx	0.48 m
2 m	1681 lx	0.95 m
3 m	747.2 lx	1.43 m
4 m	420.3 lx	1.91 m
5 m	269.0 lx	2.38 m
High illuminance		Diameter

LED 25W	cd/Klm	Beam Angle: 43.4°
1 m	4076 lx	0.79 m
2 m	1019 lx	1.57 m
3 m	452.8 lx	2.36 m
4 m	254.7 lx	3.15 m
5 m	163.0 lx	3.93 m
High illuminance		Diameter



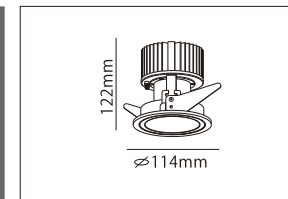
- CE IP20/IP44**
-
- COB LED 20W**
- 550mA LED Driver(Triac,1-10V,DALI)**
- 2700K-6500K**
- Ra 82 ~ 95**
- Different colors**
- ∅ 100mm**

GD1004GS-LED

LED 20W	cd/Klm	Beam Angle: 18.9°
1 m	6966 lx	0.33 m
2 m	1741 lx	0.66 m
3 m	774.0 lx	1.00 m
4 m	435.4 lx	1.33 m
5 m	278.6 lx	1.66 m
High illuminance		Diameter

LED 20W	cd/Klm	Beam Angle: 26.8°
1 m	5372 lx	0.48 m
2 m	1343 lx	0.95 m
3 m	596.9 lx	1.43 m
4 m	335.7 lx	1.91 m
5 m	214.9 lx	2.38 m
High illuminance		Diameter

LED 20W	cd/Klm	Beam Angle: 42.4°
1 m	2367 lx	0.76 m
2 m	591.6 lx	1.51 m
3 m	262.9 lx	2.27 m
4 m	147.9 lx	3.03 m
5 m	94.66 lx	3.78 m
High illuminance		Diameter



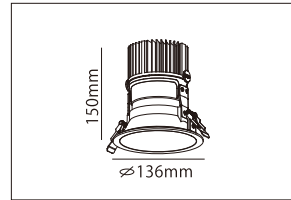
- CE IP20/IP44**
-
- COB LED 30W**
- 800mA LED Driver(Triac,1-10V,DALI)**
- 2700K-6500K**
- Ra 82 ~ 95**
- Different colors**
- ∅ 100mm**

GD1004GL-LED

LED 30W	cd/Klm	Beam Angle: 15.8°
1 m	19418 lx	0.28 m
2 m	4854 lx	0.55 m
3 m	2158 lx	0.83 m
4 m	1214 lx	1.11 m
5 m	776.7 lx	1.38 m
High illuminance		Diameter

LED 30W	cd/Klm	Beam Angle: 26.8°
1 m	8120 lx	0.48 m
2 m	2030 lx	0.95 m
3 m	902.2 lx	1.43 m
4 m	507.5 lx	1.91 m
5 m	324.8 lx	2.38 m
High illuminance		Diameter

LED 30W	cd/Klm	Beam Angle: 40.2°
1 m	5110 lx	0.73 m
2 m	1278 lx	1.46 m
3 m	567.8 lx	2.19 m
4 m	319.4 lx	2.91 m
5 m	204.4 lx	3.64 m
High illuminance		Diameter



55° IP20 IP44



COB LED 15W

LD 400mA LED Driver(Triac,1-10V,DALI)

2700K-6500K

Ra 82 ~ 95

Different colors

∅ 125mm

GD1005GS-LED

55° IP20 IP44



COB LED 25W

LD 700mA LED Driver(Triac,1-10V,DALI)


2700K-6500K

Ra 82 ~ 95

Different colors

∅ 125mm

GD1005GL-LED



55° IP20 IP44



COB LED 20W

LD 550mA LED Driver(Triac,1-10V,DALI)

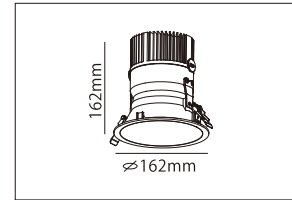
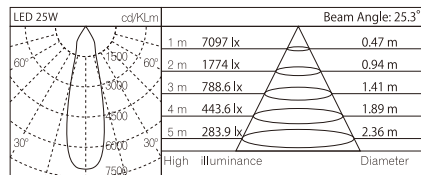
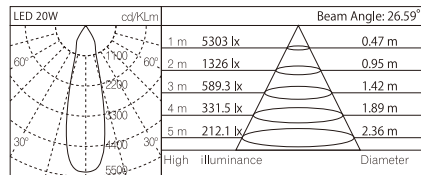
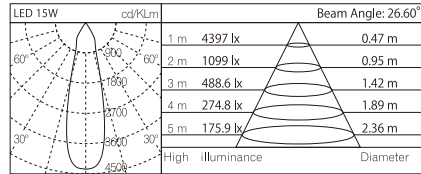
2700K-6500K

Ra 82 ~ 95

Different colors

∅ 125mm

GD1005G-LED



55° IP20 IP44



COB LED 25W

LD 700mA LED Driver(Triac,1-10V,DALI)

2700K-6500K

Ra 82 ~ 95

Different colors

∅ 150mm

GD1006GS-LED

55° IP20 IP44



COB LED 35W

LD 900mA LED Driver(Triac,1-10V,DALI)



2700K-6500K

Ra 82 ~ 95

Different colors

∅ 150mm

GD1006GL-LED



55° IP20 IP44



COB LED 30W

LD 800mA LED Driver(Triac,1-10V,DALI)

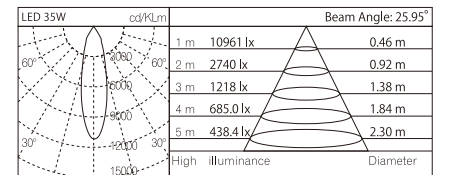
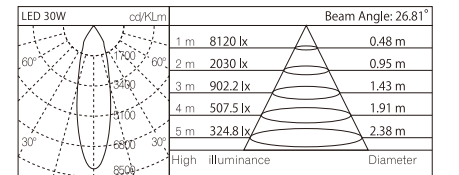
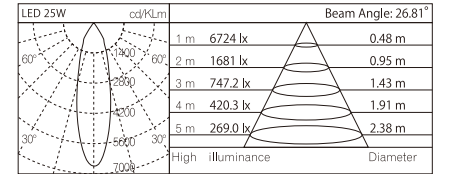
2700K-6500K

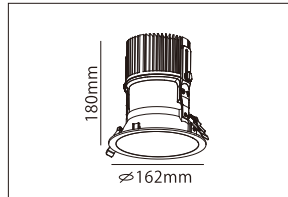
Ra 82 ~ 95

Different colors

∅ 150mm

GD1006G-LED





55° **IP20IP44**

15° 25° 38°

COB LED 50W

1200mA LED Driver(Triac,1-10V,DALI)

2700K-6500K

Ra 82 ~ 95

Different colors

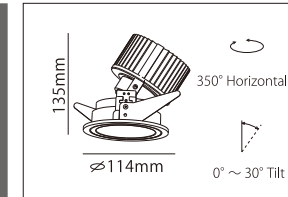
∅ 150mm

GD1006GL-LED

LED 50W		cd/Klm	Beam Angle: 16.1°	
1 m	27367 lx	6000	0.28 m	
2 m	6842 lx	12000	0.56 m	
3 m	3041 lx	16000	0.84 m	
4 m	1710 lx	24000	1.12 m	
5 m	1095 lx	30000	1.40 m	
		High illuminance	Diameter	

LED 50W		cd/Klm	Beam Angle: 26.6°	
1 m	13283 lx	6000	0.47 m	
2 m	3321 lx	12000	0.93 m	
3 m	1476 lx	16000	1.40 m	
4 m	830.2 lx	18000	1.86 m	
5 m	531.3 lx	15000	2.33 m	
		High illuminance	Diameter	

LED 50W		cd/Klm	Beam Angle: 40.0°	
1 m	7092 lx	6000	0.72 m	
2 m	1773 lx	12000	1.45 m	
3 m	788.0 lx	16000	2.17 m	
4 m	443.3 lx	18000	2.90 m	
5 m	283.7 lx	15000	3.62 m	
		High illuminance	Diameter	



55° **IP20IP44**

15° 24° 38° 60°

COB LED 15W

400mA LED Driver(Triac,1-10V,DALI)

2700K-6500K

Ra 82 ~ 95

Different colors

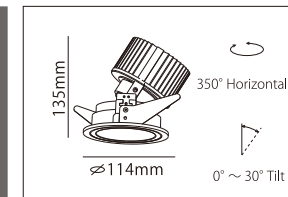
∅ 100mm

GD2004GSS-LED

LED 15W		cd/Klm	Beam Angle: 17.5°	
1 m	3963 lx	6000	0.30 m	
2 m	990.7 lx	12000	0.60 m	
3 m	440.3 lx	16000	0.90 m	
4 m	247.7 lx	24000	1.20 m	
5 m	158.5 lx	30000	1.50 m	
		High illuminance	Diameter	

LED 15W		cd/Klm	Beam Angle: 26.6°	
1 m	2891 lx	6000	0.47 m	
2 m	722.7 lx	12000	0.94 m	
3 m	321.2 lx	16000	1.42 m	
4 m	180.7 lx	18000	1.89 m	
5 m	115.6 lx	15000	2.36 m	
		High illuminance	Diameter	

LED 15W		cd/Klm	Beam Angle: 37.3°	
1 m	2086 lx	6000	0.68 m	
2 m	521.5 lx	12000	1.35 m	
3 m	231.8 lx	16000	2.03 m	
4 m	130.4 lx	18000	2.70 m	
5 m	83.44 lx	15000	3.38 m	
		High illuminance	Diameter	



55° **IP20IP44**

15° 24° 38° 60°

COB LED 20W

550mA LED Driver(Triac,1-10V,DALI)

2700K-6500K

Ra 82 ~ 95

Different colors

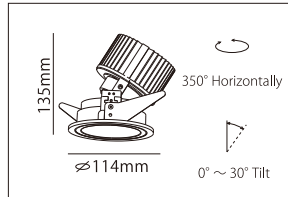
∅ 100mm

GD2004GS-LED

LED 20W		cd/Klm	Beam Angle: 18.9°	
1 m	6966 lx	14000	0.33 m	
2 m	1741 lx	28000	0.66 m	
3 m	774.0 lx	42000	1.00 m	
4 m	435.4 lx	56000	1.33 m	
5 m	278.6 lx	70000	1.66 m	
		High illuminance	Diameter	

LED 20W		cd/Klm	Beam Angle: 26.8°	
1 m	5372 lx	11000	0.48 m	
2 m	1343 lx	22000	0.95 m	
3 m	596.9 lx	33000	1.43 m	
4 m	335.7 lx	44000	1.91 m	
5 m	214.9 lx	55000	2.38 m	
		High illuminance	Diameter	

LED 20W		cd/Klm	Beam Angle: 42.4°	
1 m	2367 lx	6000	0.76 m	
2 m	591.6 lx	12000	1.51 m	
3 m	262.9 lx	16000	2.27 m	
4 m	147.9 lx	18000	3.03 m	
5 m	94.66 lx	20000	3.78 m	
		High illuminance	Diameter	



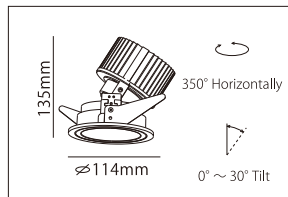
- IP20IP44**
- 15° 24° 38° 60°
- COB LED 25W**
- 700mA LED Driver(Triac,1-10V,DALI)**
- 2700K-6500K**
- Ra 82 ~ 95**
- Different colors**
- ∅ 100mm**

GD2004G-LED

LED 25W		cd/Klm	Beam Angle: 15.8°	
1m	16303 lx		0.28 m	
2m	4076 lx		0.55 m	
3m	1811 lx		0.83 m	
4m	1019 lx		1.10 m	
5m	652.1 lx		1.38 m	
		High illuminance	Diameter	

LED 25W		cd/Klm	Beam Angle: 26.0°	
1m	7750 lx		0.46 m	
2m	1938 lx		0.92 m	
3m	861.1 lx		1.38 m	
4m	484.4 lx		1.84 m	
5m	310.0 lx		2.29 m	
		High illuminance	Diameter	

LED 25W		cd/Klm	Beam Angle: 38.9°	
1m	4371 lx		0.71 m	
2m	1093 lx		1.41 m	
3m	485.7 lx		2.12 m	
4m	273.2 lx		2.82 m	
5m	174.8 lx		3.53 m	
		High illuminance	Diameter	



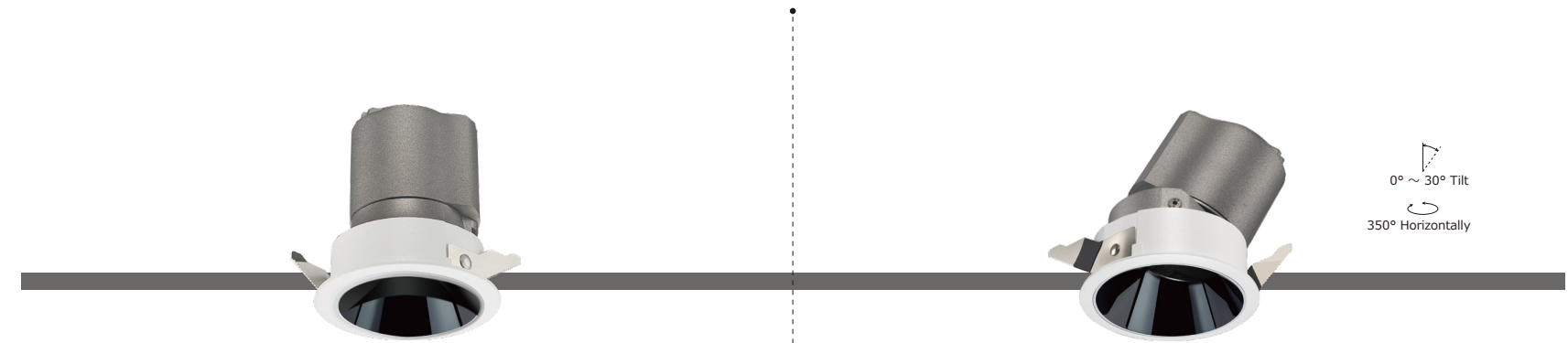
- IP20IP44**
- 15° 24° 38° 60°
- COB LED 30W**
- 800mA LED Driver(Triac,1-10V,DALI)**
- 2700K-6500K**
- Ra 82 ~ 95**
- Different colors**
- ∅ 100mm**

GD2004GL-LED

LED 30W		cd/Klm	Beam Angle: 15.8°	
1m	19418 lx		0.28 m	
2m	4854 lx		0.55 m	
3m	2158 lx		0.83 m	
4m	1214 lx		1.11 m	
5m	776.7 lx		1.38 m	
		High illuminance	Diameter	

LED 30W		cd/Klm	Beam Angle: 26.8°	
1m	8120 lx		0.48 m	
2m	2030 lx		0.95 m	
3m	902.2 lx		1.43 m	
4m	507.5 lx		1.91 m	
5m	324.8 lx		2.38 m	
		High illuminance	Diameter	

LED 30W		cd/Klm	Beam Angle: 40.2°	
1m	5110 lx		0.73 m	
2m	1278 lx		1.46 m	
3m	567.8 lx		2.19 m	
4m	319.4 lx		2.91 m	
5m	204.4 lx		3.64 m	
		High illuminance	Diameter	



7W 13W 20W



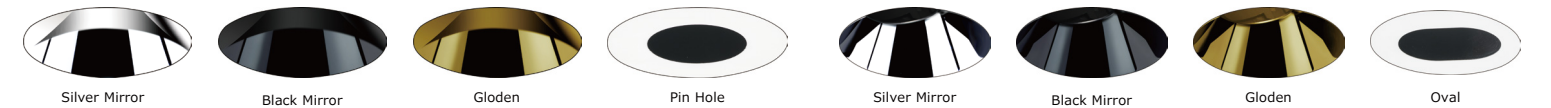
15° 24° 38°



Frosted Lens Spread Lens Flood Lens Honeycomb Louvre




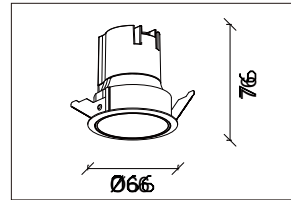
Red Green Blue Yellow



Silver Mirror Black Mirror Gloden Pin Hole Silver Mirror Black Mirror Gloden Oval

① ② ③ ④





45° **CE IP20**

15° 24° 38°

COB LED 7W

LED Driver(Triac,1-10V,DALI)

2700K-6500K

Ra 82 ~ 95

Different colors

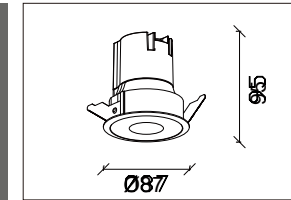
Ø 58mm

GDO1025GL-LED

LED 7W		cd/Klm	Beam Angle: 15°	
1m	2290 lx		0.27 m	
2m	572.4 lx		0.54 m	
3m	254.4 lx		0.82 m	
4m	143.1 lx		1.09 m	
5m	91.59 lx		1.36 m	
		High illuminance	Diameter	

LED 7W		cd/Klm	Beam Angle: 24°	
1m	1748 lx		0.43 m	
2m	436.9 lx		0.87 m	
3m	194.2 lx		1.30 m	
4m	109.2 lx		1.73 m	
5m	69.9 lx		2.17 m	
		High illuminance	Diameter	

LED 7W		cd/Klm	Beam Angle: 38°	
1m	1014 lx		0.66 m	
2m	253.5 lx		1.33 m	
3m	112.7 lx		1.99 m	
4m	63.38 lx		2.66 m	
5m	40.56 lx		3.32 m	
		High illuminance	Diameter	



45° **CE IP20**

15° 24° 38°

COB LED 13W

LED Driver(Triac,1-10V,DALI)

2700K-6500K

Ra 82 ~ 95

Different colors

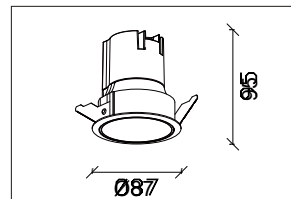
Ø78mm

GDO1003GL-A-LED

LED 13W		cd/Klm	Beam Angle: 15°	
1m	3963 lx		0.30 m	
2m	990.7 lx		0.60 m	
3m	440.3 lx		0.90 m	
4m	247.7 lx		1.20 m	
5m	158.5 lx		1.50 m	
		High illuminance	Diameter	

LED 13W		cd/Klm	Beam Angle: 24°	
1m	2891 lx		0.47 m	
2m	722.7 lx		0.94 m	
3m	321.2 lx		1.42 m	
4m	180.7 lx		1.89 m	
5m	115.6 lx		2.36 m	
		High illuminance	Diameter	

LED 13W		cd/Klm	Beam Angle: 38°	
1m	2086 lx		0.68 m	
2m	521.5 lx		1.35 m	
3m	231.8 lx		2.03 m	
4m	130.4 lx		2.70 m	
5m	83.44 lx		3.38 m	
		High illuminance	Diameter	



45° **CE IP20**

15° 24° 38°

COB LED 13W

LED Driver(Triac,1-10V,DALI)

2700K-6500K

Ra 82 ~ 95

Different colors

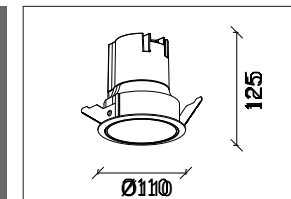
Ø 78mm

GDO1003GL-LED

LED 13W		cd/Klm	Beam Angle: 15°	
1m	3963 lx		0.30 m	
2m	990.7 lx		0.60 m	
3m	440.3 lx		0.90 m	
4m	247.7 lx		1.20 m	
5m	158.5 lx		1.50 m	
		High illuminance	Diameter	

LED 13W		cd/Klm	Beam Angle: 24°	
1m	2891 lx		0.47 m	
2m	722.7 lx		0.94 m	
3m	321.2 lx		1.42 m	
4m	180.7 lx		1.89 m	
5m	115.6 lx		2.36 m	
		High illuminance	Diameter	

LED 13W		cd/Klm	Beam Angle: 38°	
1m	2086 lx		0.68 m	
2m	521.5 lx		1.35 m	
3m	231.8 lx		2.03 m	
4m	130.4 lx		2.70 m	
5m	83.44 lx		3.38 m	
		High illuminance	Diameter	



45° **CE IP20**

15° 24° 38°

COB LED 20W

LED Driver(Triac,1-10V,DALI)

2700K-6500K

Ra 82 ~ 95

Different colors

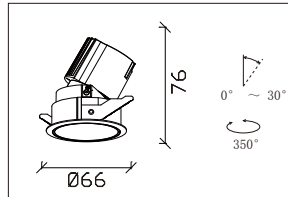
Ø100mm

GDO1004GL-LED

LED 20W		cd/Klm	Beam Angle: 15°	
1m	9247.9 lx		0.30 m	
2m	2312.0 lx		0.61 m	
3m	1027.5 lx		0.92 m	
4m	577.99 lx		1.23 m	
5m	369.91 lx		1.53 m	
		High illuminance	Diameter	

LED 20W		cd/Klm	Beam Angle: 24°	
1m	5372 lx		0.48 m	
2m	1343 lx		0.95 m	
3m	596.9 lx		1.43 m	
4m	335.7 lx		1.91 m	
5m	214.9 lx		2.38 m	
		High illuminance	Diameter	

LED 20W		cd/Klm	Beam Angle: 38°	
1m	3613.3 lx		0.64 m	
2m	903.33 lx		1.28 m	
3m	401.48 lx		1.92 m	
4m	225.83 lx		2.56 m	
5m	144.53 lx		3.20 m	
		High illuminance	Diameter	



45° 15° 24° 38°

CE IP20

COB LED 7W

LED Driver(Triac,1-10V,DALI)

2700K-6500K

Ra 82 ~ 95

Different colors

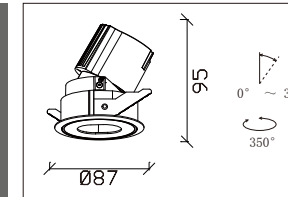

Ø 58mm

GD02025GL-LED

LED 7W	cd/Klm	Beam Angle: 15°
1m	2290 lx	0.27 m
2m	572.4 lx	0.54 m
3m	254.4 lx	0.82 m
4m	143.1 lx	1.09 m
5m	91.59 lx	1.36 m
High illuminance		Diameter

LED 7W	cd/Klm	Beam Angle: 24°
1m	1748 lx	0.43 m
2m	436.9 lx	0.87 m
3m	194.2 lx	1.30 m
4m	109.2 lx	1.73 m
5m	69.9 lx	2.17 m
High illuminance		Diameter

LED 7W	cd/Klm	Beam Angle: 38°
1m	1014 lx	0.66 m
2m	253.5 lx	1.33 m
3m	112.7 lx	1.99 m
4m	63.38 lx	2.66 m
5m	40.56 lx	3.32 m
High illuminance		Diameter



45° 15° 24° 38°

CE IP20

COB LED 13W

LED Driver(Triac,1-10V,DALI)

2700K-6500K

Ra 82 ~ 95

Different colors

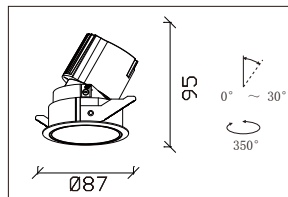
Ø 78mm

GD02003GL-C-LED

LED 13W	cd/Klm	Beam Angle: 15°
1m	3963 lx	0.30 m
2m	990.7 lx	0.60 m
3m	440.3 lx	0.90 m
4m	247.7 lx	1.20 m
5m	158.5 lx	1.50 m
High illuminance		Diameter

LED 13W	cd/Klm	Beam Angle: 24°
1m	2891 lx	0.47 m
2m	722.7 lx	0.94 m
3m	321.2 lx	1.42 m
4m	180.7 lx	1.89 m
5m	115.6 lx	2.36 m
High illuminance		Diameter

LED 13W	cd/Klm	Beam Angle: 38°
1m	2086 lx	0.68 m
2m	521.5 lx	1.35 m
3m	231.8 lx	2.03 m
4m	130.4 lx	2.70 m
5m	83.44 lx	3.38 m
High illuminance		Diameter



45° 15° 24° 38°

CE IP20

COB LED 13W

LED Driver(Triac,1-10V,DALI)

2700K-6500K

Ra 82 ~ 95

Different colors

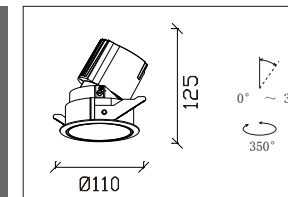
Ø 78mm

GD02003GL-LED

LED 13W	cd/Klm	Beam Angle: 15°
1m	3963 lx	0.30 m
2m	990.7 lx	0.60 m
3m	440.3 lx	0.90 m
4m	247.7 lx	1.20 m
5m	158.5 lx	1.50 m
High illuminance		Diameter

LED 13W	cd/Klm	Beam Angle: 24°
1m	2891 lx	0.47 m
2m	722.7 lx	0.94 m
3m	321.2 lx	1.42 m
4m	180.7 lx	1.89 m
5m	115.6 lx	2.36 m
High illuminance		Diameter

LED 13W	cd/Klm	Beam Angle: 38°
1m	2086 lx	0.68 m
2m	521.5 lx	1.35 m
3m	231.8 lx	2.03 m
4m	130.4 lx	2.70 m
5m	83.44 lx	3.38 m
High illuminance		Diameter



45° 15° 24° 38°

CE IP20

COB LED 20W

LED Driver(Triac,1-10V,DALI)

2700K-6500K

Ra 82 ~ 95

Different colors

Ø 100mm

GD02004GL-LED

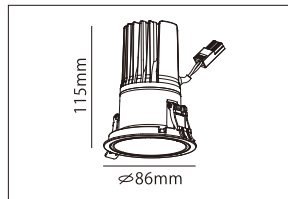
LED 20W	cd/Klm	Beam Angle: 15°
1m	9247.9 lx	0.30 m
2m	2312.0 lx	0.61 m
3m	1027.5 lx	0.92 m
4m	577.99 lx	1.23 m
5m	369.91 lx	1.53 m
High illuminance		Diameter

LED 20W	cd/Klm	Beam Angle: 24°
1m	5372 lx	0.48 m
2m	1343 lx	0.95 m
3m	596.9 lx	1.43 m
4m	335.7 lx	1.91 m
5m	214.9 lx	2.38 m
High illuminance		Diameter

LED 20W	cd/Klm	Beam Angle: 38°
1m	3613.3 lx	0.64 m
2m	903.33 lx	1.28 m
3m	401.48 lx	1.92 m
4m	225.83 lx	2.56 m
5m	144.53 lx	3.20 m
High illuminance		Diameter

Mirror Series

Recessed Downlight



COB LED 7W

LD 200mA LED Driver(Triac,1-10V,DALI)

2700K-6500K

Ra 82 ~ 95

Different colors



GD1703YS-LED



COB LED 7W

LD 200mA LED Driver(Triac,1-10V,DALI)


2700K-6500K

Ra 82 ~ 95

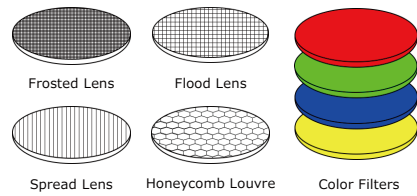
Different colors



GD1703YL-LED



Accessories



COB LED 10W

LD 250mA LED Driver(Triac,1-10V,DALI)

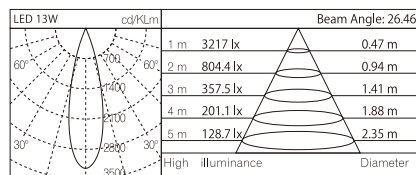
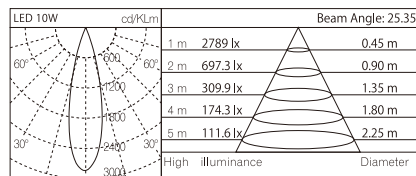
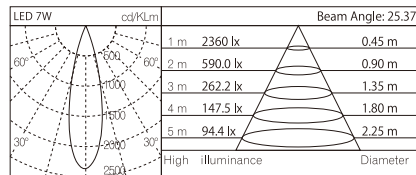
2700K-6500K

Ra 82 ~ 95

Different colors

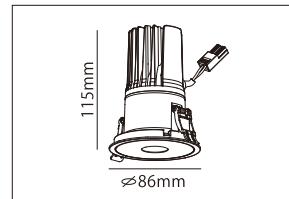


JB1703Y-LED



Mirror Series

Recessed Downlight



COB LED 10W

LD 250mA LED Driver(Triac,1-10V,DALI)

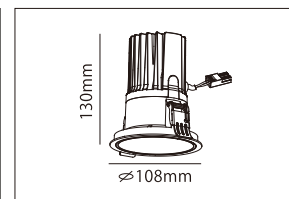
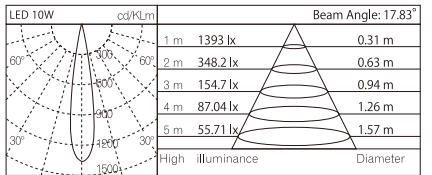
2700K-6500K

Ra 82 ~ 95

Different colors



GD1703YA-LED



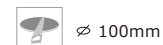
COB LED 15W

LD 400mA LED Driver(Triac,1-10V,DALI)

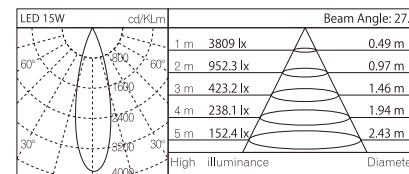
2700K-6500K

Ra 82 ~ 95

Different colors



GD1704Y-LED



COB LED 18W

LD 500mA LED Driver(Triac,1-10V,DALI)

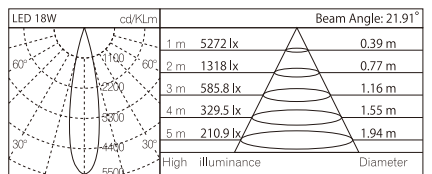
2700K-6500K

Ra 82 ~ 95

Different colors

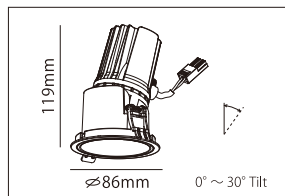


GD1704YL-LED



Mirror Series

Recessed Downlight



COB LED 7W

LD 200mA LED Driver(Triac,1-10V,DALI)

2700K-6500K

Ra 82 ~ 95

Different colors

∅ 79mm

GD2703YS-LED



COB LED 13W

LD 350mA LED Driver(Triac,1-10V,DALI)


2700K-6500K

Ra 82 ~ 95

Different colors

∅ 79mm

GD2703YL-LED



COB LED 10W

LD 250mA LED Driver(Triac,1-10V,DALI)

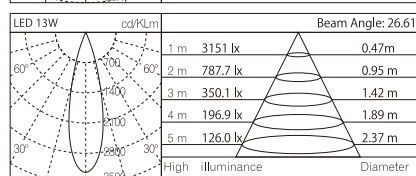
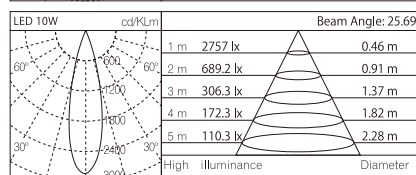
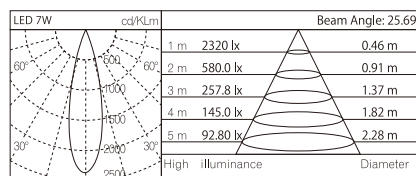
2700K-6500K

Ra 82 ~ 95

Different colors

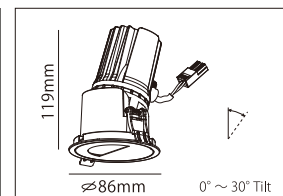
∅ 79mm

JB2703Y-LED



Mirror Series

Recessed Downlight



COB LED 10W

LD 250mA LED Driver(Triac,1-10V,DALI)

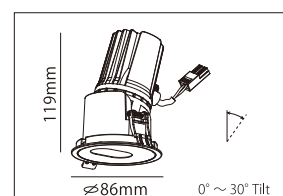
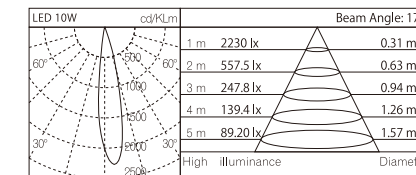
2700K-6500K

Ra 82 ~ 95

Different colors

∅ 79mm

GD2703YB-LED



COB LED 10W

LD 250mA LED Driver(Triac,1-10V,DALI)

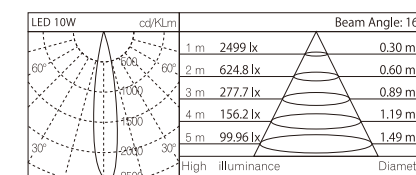
2700K-6500K

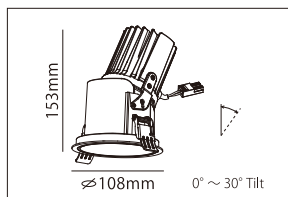
Ra 82 ~ 95

Different colors

∅ 79mm

GD2703YC-LED





COB LED 15W

LD 400mA LED Driver(Triac,1-10V,DALI)

2700K-6500K

Ra 82 ~ 95

Different colors

∅ 100mm

GD2704Y-LED

LED 15W	cd/Klm	Beam Angle: 23.74°
1 m	3803 lx	0.42 m
2 m	950.6 lx	0.84 m
3 m	422.5 lx	1.26 m
4 m	237.7 lx	1.68 m
5 m	152.1 lx	2.10 m
High Illuminance		Diameter



COB LED 18W

LD 500mA LED Driver(Triac,1-10V,DALI)

2700K-6500K

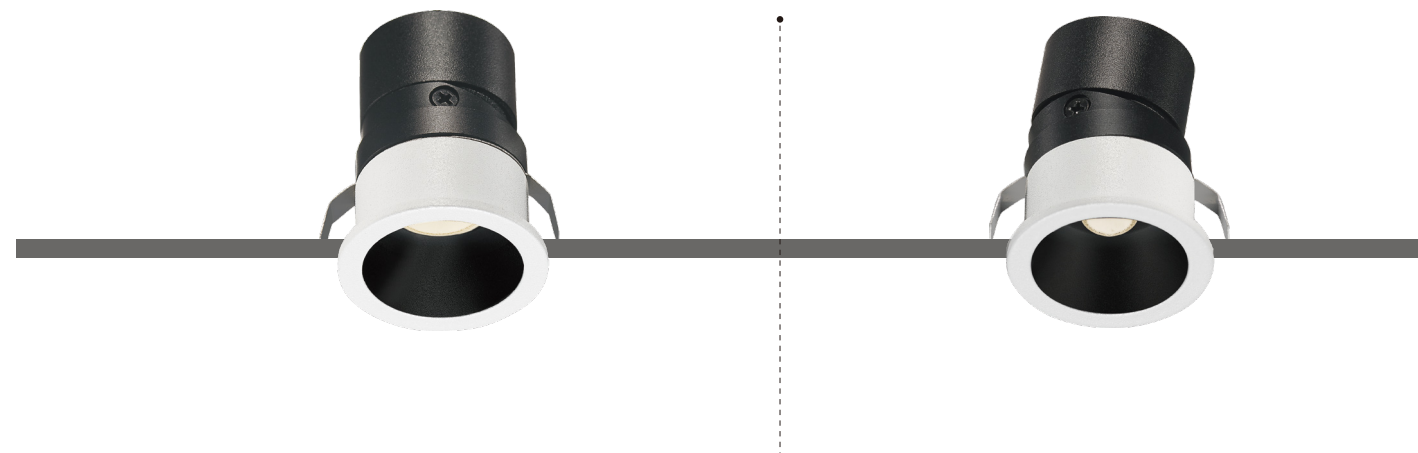

Ra 82 ~ 95

Different colors

∅ 100mm

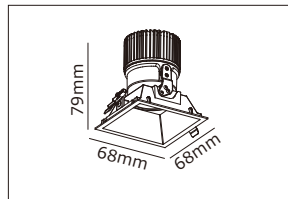

GD2704YL-LED

LED 18W	cd/Klm	Beam Angle: 21.91°
1 m	5272 lx	0.39 m
2 m	1318 lx	0.77 m
3 m	585.8 lx	1.16 m
4 m	329.5 lx	1.55 m
5 m	210.9 lx	1.94 m
High Illuminance		Diameter



Flux Series

Recessed Downlight



45° **CE IP20**

15° 24° 38° 50°

COB LED 7W

LED Driver(Triac,1-10V,DALI)

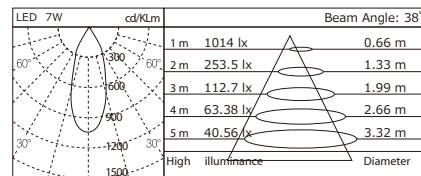
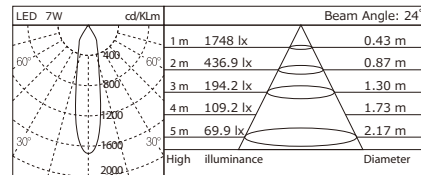
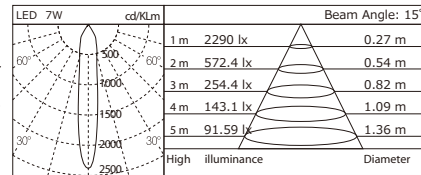
2700K-6500K

Ra 82 ~ 95

Different colors

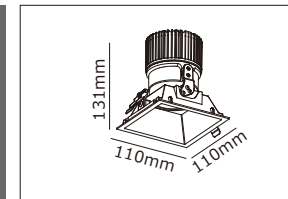

55*55mm

GD01002GL-LED



Flux Series

Recessed Downlight



45° **CE IP20**

15° 24° 38° 50°

COB LED 20W

LED Driver(Triac,1-10V,DALI)

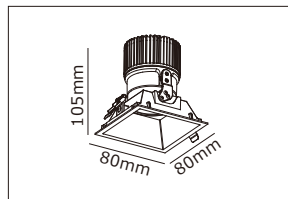

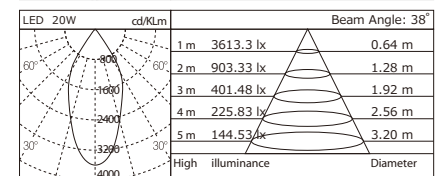
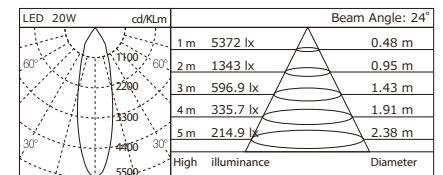
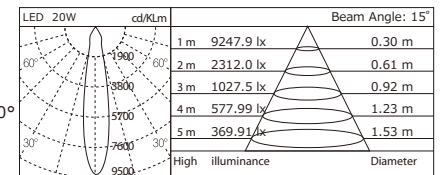
2700K-6500K

Ra 82 ~ 95

Different colors

95*95mm

GD01004GL-LED



45° **CE IP20**

15° 24° 38° 50°

COB LED 12W

LED Driver(Triac,1-10V,DALI)

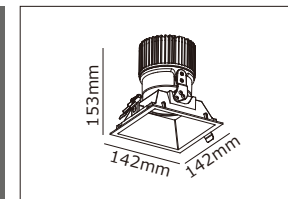

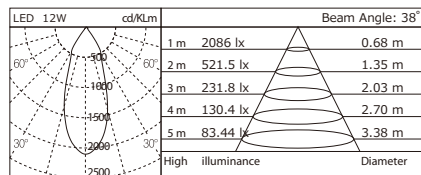
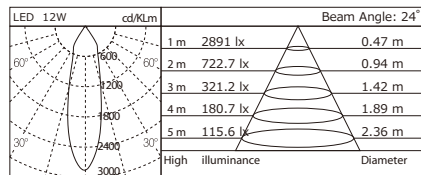
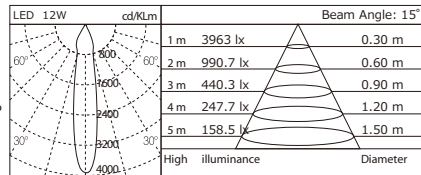
2700K-6500K

Ra 82 ~ 95

Different colors

75*75mm

GD01003GL-LED



45° **CE IP20**

15° 24° 38° 50°

COB LED 30W

LED Driver(Triac,1-10V,DALI)

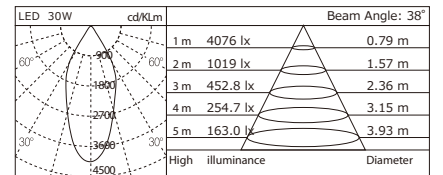
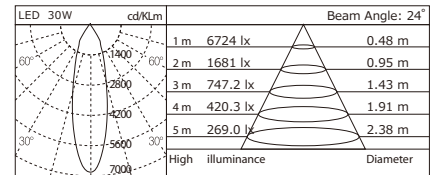
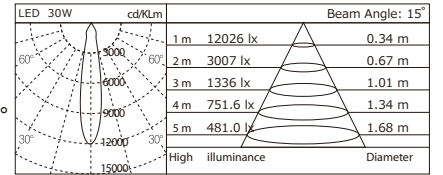
2700K-6500K

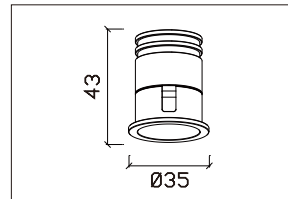
Ra 82 ~ 95

Different colors

125*125mm

GD01005GL-LED





45° **CE IP20**

8° 15° 24°

COB LED 1.5W

LED Driver(Triac,1-10V,DALI)

2700K-6500K

Ra 82 ~ 95

Different colors

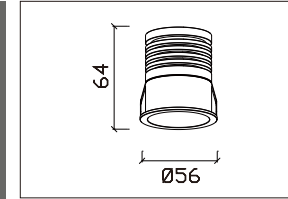
Ø 30mm

GDO102-LED

LED 1.5W		Beam Angle: 8°	
1m	2844.7 lx	0.14 m	
2m	711.16 lx	0.29 m	
3m	316.07 lx	0.44 m	
4m	177.79 lx	0.59 m	
5m	113.79 lx	0.74 m	
High illuminance		Diameter	

LED 1.5W		Beam Angle: 15°	
1m	1214.6 lx	0.28 m	
2m	303.65 lx	0.57 m	
3m	134.95 lx	0.86 m	
4m	75.912 lx	1.14 m	
5m	48.584 lx	1.43 m	
High illuminance		Diameter	

LED 1.5W		Beam Angle: 24°	
1m	630.60 lx	0.42 m	
2m	157.65 lx	0.84 m	
3m	70.067 lx	1.27 m	
4m	39.413 lx	1.69 m	
5m	25.224 lx	2.11 m	
High illuminance		Diameter	



45° **CE IP20**

8° 12° 24° 38°

COB LED 5W

LED Driver(Triac,1-10V,DALI)

2700K-6500K

Ra 82 ~ 95

Different colors

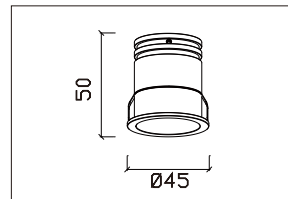
Ø 50mm

GDO106-LED

LED 5W		Beam Angle: 8°	
1m	9428.7 lx	0.11 m	
2m	2357.2 lx	0.23 m	
3m	1047.6 lx	0.35 m	
4m	589.29 lx	0.47 m	
5m	377.15 lx	0.58 m	
High illuminance		Diameter	

LED 5W		Beam Angle: 12°	
1m	4620.4 lx	0.18 m	
2m	1155.1 lx	0.36 m	
3m	513.37 lx	0.54 m	
4m	288.77 lx	0.72 m	
5m	184.81 lx	0.90 m	
High illuminance		Diameter	

LED 5W		Beam Angle: 24°	
1m	1459.9 lx	0.38 m	
2m	364.98 lx	0.77 m	
3m	162.22 lx	1.16 m	
4m	91.246 lx	1.55 m	
5m	58.398 lx	1.94 m	
High illuminance		Diameter	



45° **CE IP20**

6° 12° 24° 38°

COB LED 3W

LED Driver(Triac,1-10V,DALI)

2700K-6500K

Ra 82 ~ 95

Different colors

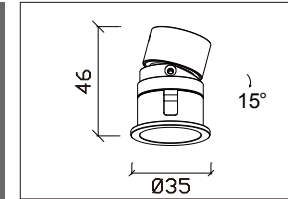

Ø 40mm

GDO104-LED

LED 3W		Beam Angle: 6°	
1m	5616.0 lx	0.129 m	
2m	1404.0 lx	0.258 m	
3m	624.00 lx	0.387 m	
4m	351.00 lx	0.516 m	
5m	224.64 lx	0.644 m	
High illuminance		Diameter	

LED 3W		Beam Angle: 12°	
1m	2472.8 lx	0.178 m	
2m	618.21 lx	0.355 m	
3m	274.76 lx	0.533 m	
4m	154.55 lx	0.711 m	
5m	98.913 lx	0.888 m	
High illuminance		Diameter	

LED 3W		Beam Angle: 24°	
1m	1043.2 lx	0.357 m	
2m	260.80 lx	0.713 m	
3m	115.91 lx	1.070 m	
4m	65.199 lx	1.427 m	
5m	41.722 lx	1.783 m	
High illuminance		Diameter	



45° **CE IP20**

15° 24°

COB LED 1.5W

LED Driver(Triac,1-10V,DALI)

2700K-6500K

Ra 82 ~ 95

Different colors

Ø 30mm

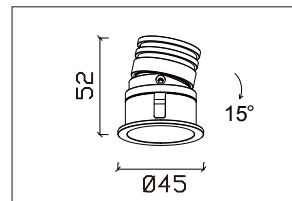
GDO202-LED

LED 1.5W		Beam Angle: 15°	
1m	1214.6 lx	0.28 m	
2m	303.65 lx	0.57 m	
3m	134.95 lx	0.86 m	
4m	75.912 lx	1.14 m	
5m	48.584 lx	1.43 m	
High illuminance		Diameter	

LED 1.5W		Beam Angle: 24°	
1m	630.60 lx	0.42 m	
2m	157.65 lx	0.84 m	
3m	70.067 lx	1.27 m	
4m	39.413 lx	1.69 m	
5m	25.224 lx	2.11 m	
High illuminance		Diameter	

Diamante Series

Recessed Downlight



- 45°
- 8°
- 15°
- 24°
- CE IP20
- COB LED 3W
- LED Driver(Triac,1-10V,DALI)
- 2700K-6500K
- Ra 82 ~ 95
- Different colors
- ∅ 40mm

GD0204-LED

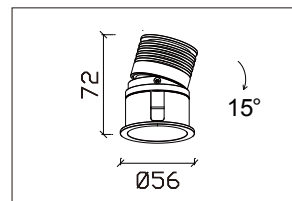

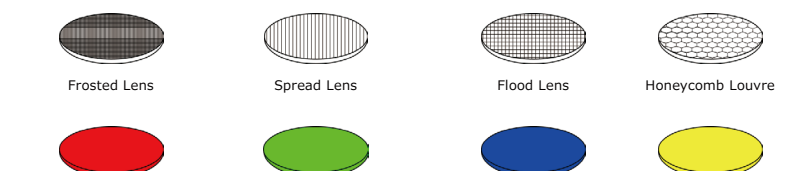
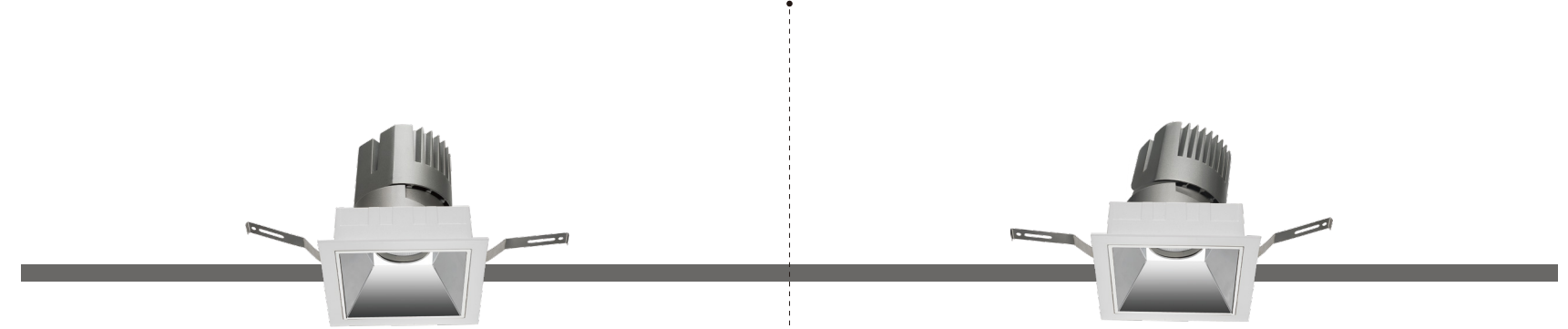
LED 3W	cd/Klm	Beam Angle: 6°
1m	5616.0 lx	0.129 m
2m	1404.0 lx	0.258 m
3m	624.00 lx	0.387 m
4m	351.00 lx	0.516 m
5m	224.64 lx	0.644 m
	High illuminance	Diameter

LED 3W	cd/Klm	Beam Angle: 12°
1m	2472.8 lx	0.178 m
2m	618.21 lx	0.355 m
3m	274.76 lx	0.533 m
4m	154.55 lx	0.711 m
5m	98.913 lx	0.888 m
	High illuminance	Diameter

LED 3W	cd/Klm	Beam Angle: 24°
1m	1043.2 lx	0.357 m
2m	260.80 lx	0.713 m
3m	115.91 lx	1.070 m
4m	65.199 lx	1.427 m
5m	41.727 lx	1.783 m
	High illuminance	Diameter

Flux Series

Recessed Downlight



- 45°
- 8°
- 12°
- 24°
- 38°
- CE IP20
- COB LED 5W
- LED Driver(Triac,1-10V,DALI)
- 2700K-6500K
- Ra 82 ~ 95
- Different colors
- ∅ 50mm

GD0206-LED

LED 5W	cd/Klm	Beam Angle: 8°
1m	9428.7 lx	0.11 m
2m	2357.2 lx	0.23 m
3m	1047.6 lx	0.35 m
4m	589.29 lx	0.47 m
5m	377.15 lx	0.58 m
	High illuminance	Diameter

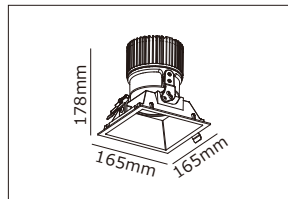

LED 5W	cd/Klm	Beam Angle: 12°
1m	4620.4 lx	0.18 m
2m	1155.1 lx	0.36 m
3m	513.37 lx	0.54 m
4m	288.77 lx	0.72 m
5m	184.81 lx	0.90 m
	High illuminance	Diameter

LED 5W	cd/Klm	Beam Angle: 24°
1m	1459.9 lx	0.38 m
2m	364.98 lx	0.77 m
3m	162.22 lx	1.16 m
4m	91.246 lx	1.55 m
5m	58.398 lx	1.94 m
	High illuminance	Diameter



Flux Series

Recessed Downlight



45° **CE IP20**

15° 24° 38°

COB LED 40W

LED Driver(Triac,1-10V,DALI)

2700K-6500K

Ra 82 ~ 95

Different colors

150*150mm

GD01006GL-LED

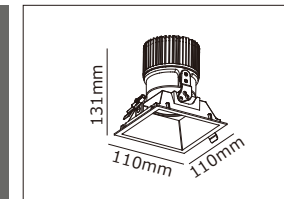

LED 35W		cd/Klm	Beam Angle: 15°	
1m	19418 lx			0.28 m
2m	4854 lx			0.55 m
3m	2158 lx			0.83 m
4m	1214 lx			1.11 m
5m	776.7 lx			1.38 m
		High illuminance	Diameter	

LED 35W		cd/Klm	Beam Angle: 24°	
1m	13411 lx			0.41 m
2m	3353 lx			0.82 m
3m	1490 lx			1.23 m
4m	838.2 lx			1.65 m
5m	536.4 lx			2.06 m
		High illuminance	Diameter	

LED 35W		cd/Klm	Beam Angle: 38°	
1m	5738 lx			0.66 m
2m	1434 lx			1.32 m
3m	637.5 lx			1.98 m
4m	358.6 lx			2.65 m
5m	229.5 lx			3.31 m
		High illuminance	Diameter	

Flux Series

Recessed Downlight



45° **CE IP20**

15° 24° 38° 50°

COB LED 20W

LED Driver(Triac,1-10V,DALI)

2700K-6500K

Ra 82 ~ 95

Different colors

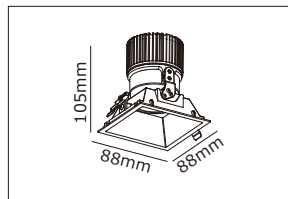

95*95mm

GD02004GL-LED

LED 20W		cd/Klm	Beam Angle: 15°	
1m	9247.9 lx			0.30 m
2m	2312.0 lx			0.61 m
3m	1027.5 lx			0.92 m
4m	577.99 lx			1.23 m
5m	369.91 lx			1.53 m
		High illuminance	Diameter	

LED 20W		cd/Klm	Beam Angle: 24°	
1m	5372 lx			0.48 m
2m	1343 lx			0.95 m
3m	596.9 lx			1.43 m
4m	335.7 lx			1.91 m
5m	214.9 lx			2.38 m
		High illuminance	Diameter	

LED 20W		cd/Klm	Beam Angle: 38°	
1m	3613.3 lx			0.64 m
2m	903.33 lx			1.28 m
3m	401.48 lx			1.92 m
4m	225.83 lx			2.56 m
5m	144.53 lx			3.20 m
		High illuminance	Diameter	



45° **CE IP20**

15° 24° 38° 50°

COB LED 12W

LED Driver(Triac,1-10V,DALI)

2700K-6500K

Ra 82 ~ 95

Different colors

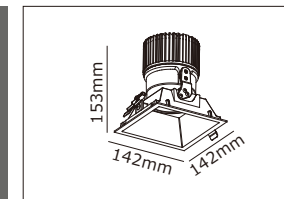

75*75mm

GD02003GL-LED

LED 12W		cd/Klm	Beam Angle: 15°	
1m	3963 lx			0.30 m
2m	990.7 lx			0.60 m
3m	440.3 lx			0.90 m
4m	247.7 lx			1.20 m
5m	158.5 lx			1.50 m
		High illuminance	Diameter	

LED 12W		cd/Klm	Beam Angle: 24°	
1m	2891 lx			0.47 m
2m	722.7 lx			0.94 m
3m	321.2 lx			1.42 m
4m	180.7 lx			1.89 m
5m	115.6 lx			2.36 m
		High illuminance	Diameter	

LED 12W		cd/Klm	Beam Angle: 38°	
1m	2086 lx			0.68 m
2m	521.5 lx			1.35 m
3m	231.8 lx			2.03 m
4m	130.4 lx			2.70 m
5m	83.44 lx			3.38 m
		High illuminance	Diameter	



45° **CE IP20**

15° 24° 38° 50°

COB LED 30W

LED Driver(Triac,1-10V,DALI)

2700K-6500K

Ra 82 ~ 95

Different colors

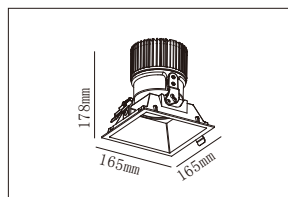

125*125mm

GD02005GL-LED

LED 30W		cd/Klm	Beam Angle: 15°	
1m	12026 lx			0.34 m
2m	3007 lx			0.67 m
3m	1336 lx			1.01 m
4m	751.6 lx			1.34 m
5m	481.0 lx			1.68 m
		High illuminance	Diameter	

LED 30W		cd/Klm	Beam Angle: 24°	
1m	6724 lx			0.48 m
2m	1681 lx			0.95 m
3m	747.2 lx			1.43 m
4m	420.3 lx			1.91 m
5m	269.0 lx			2.38 m
		High illuminance	Diameter	

LED 30W		cd/Klm	Beam Angle: 38°	
1m	4076 lx			0.79 m
2m	1019 lx			1.57 m
3m	452.8 lx			2.36 m
4m	254.7 lx			3.15 m
5m	163.0 lx			3.93 m
		High illuminance	Diameter	



- 45°
- CE IP20**
- 15°
- 24°
- 38°
- COB LED 40W
- LED Driver (Triac, 1-10V, DALI)
- 2700K-6500K
- Ra 82 ~ 95
- Different colors
- 150*150mm

GDO2006GL-LED

LED 35W		cd/Klm	Beam Angle: 15°	
1m	19418 lx			0.28 m
2m	4854 lx			0.55 m
3m	2158 lx			0.83 m
4m	1214 lx			1.11 m
5m	776.7 lx			1.38 m
		High illuminance	Diameter	

LED 35W		cd/Klm	Beam Angle: 24°	
1m	13411 lx			0.41 m
2m	3353 lx			0.82 m
3m	1490 lx			1.23 m
4m	838.2 lx			1.65 m
5m	536.4 lx			2.06 m
		High illuminance	Diameter	

LED 35W		cd/Klm	Beam Angle: 38°	
1m	5738 lx			0.66 m
2m	1434 lx			1.32 m
3m	637.5 lx			1.98 m
4m	358.6 lx			2.65 m
5m	229.5 lx			3.31 m
		High illuminance	Diameter	



15W



20W



35W





10W

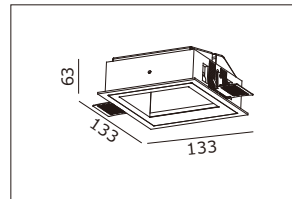


15W



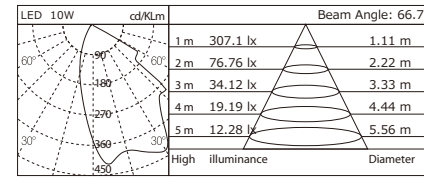
20W





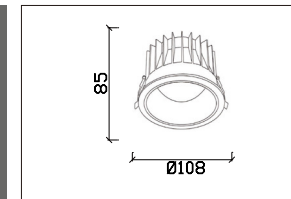

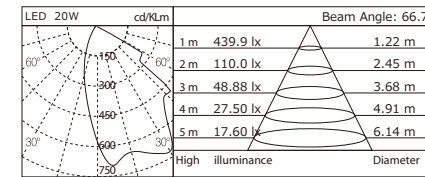
- Wall washer
- LED 10W
- LED Driver(Triac,1-10V,DALI)
- 2700K-6500K
- Ra 82 ~ 95
- Different colors
- 123*123mm

GD101YS-LED



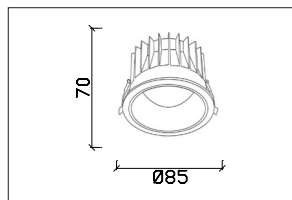

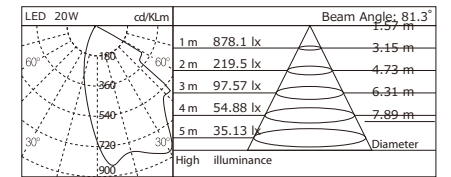
- Wall washer
- LED 20W
- LED Driver(Triac,1-10V,DALI)
- 2700K-6500K
- Ra 82 ~ 95
- Different colors
- 123*123mm

GD101YL-LED



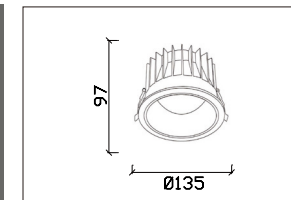

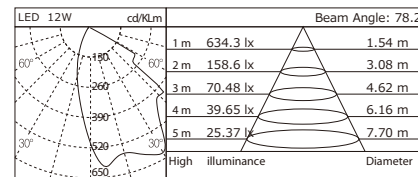
- Wall washer
- COB LED 20W
- LED Driver(Triac,1-10V,DALI)
- 2700K-6500K
- Ra 82 ~ 95
- Different colors
- Ø 95mm

GD3004GL-LED



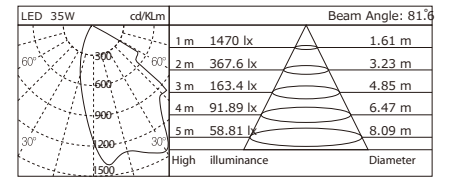
- Wall washer
- COB LED 12W
- LED Driver(Triac,1-10V,DALI)
- 2700K-6500K
- Ra 82 ~ 95
- Different colors
- Ø 75mm

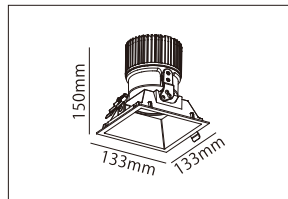
GD3003GL-LED



- Wall washer
- COB LED 35W
- LED Driver(Triac,1-10V,DALI)
- 2700K-6500K
- Ra 82 ~ 95
- Different colors
- Ø 125mm

GD3005GL-LED





COB LED 15W

LD 400mA LED Driver(Triac,1-10V,DALI)

2700K-6500K

Ra 82 ~ 95

Different colors

∅ 126 x 126mm

GD103YS-LED



COB LED 25W

LD 700mA LED Driver(Triac,1-10V,DALI)



2700K-6500K

Ra 82 ~ 95

Different colors

∅ 126 x 126mm

GD103YL-LED



COB LED 20W

LD 550mA LED Driver(Triac,1-10V,DALI)

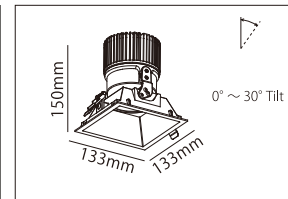
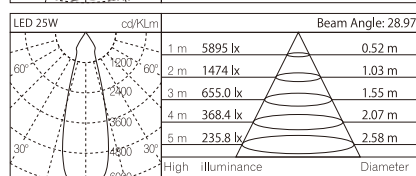
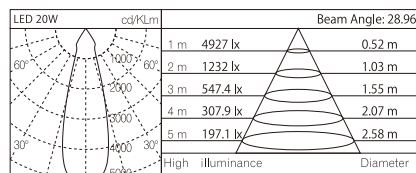
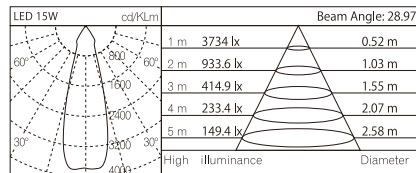
2700K-6500K

Ra 82 ~ 95

Different colors

∅ 126 x 126mm

GD103Y-LED



COB LED 15W

LD 400mA LED Driver(Triac,1-10V,DALI)

2700K-6500K

Ra 82 ~ 95

Different colors

∅ 126 x 126mm

GD203YS-LED



COB LED 25W

LD 700mA LED Driver(Triac,1-10V,DALI)



2700K-6500K

Ra 82 ~ 95

Different colors

∅ 126 x 126mm

GD203YL-LED



COB LED 20W

LD 550mA LED Driver(Triac,1-10V,DALI)

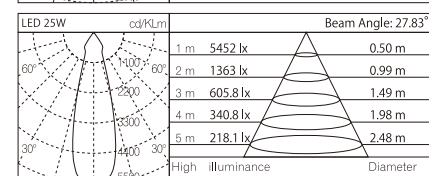
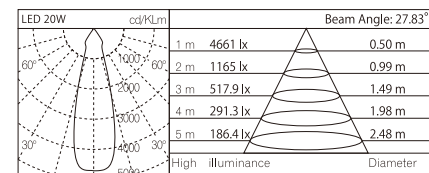
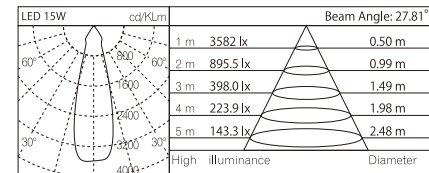
2700K-6500K

Ra 82 ~ 95

Different colors

∅ 126 x 126mm

GD203Y-LED



Glory Series

Recessed Downlight



COB LED(BRIDGELUX) 7W 3000K(2700K~5600K)
(Reflector beam angle: 25°/ 33°)

∅ 70mm



COB LED(BRIDGELUX) 10W 3000K(2700K~5600K)
(Reflector beam angle: 24°/ 33°)

∅ 70mm



LED QR-CB51 7W GU5.3
(Lens beam angle: 24°/ 36°/ 60°)

QR-CB51 50W GU5.3
(beam angle: 10°/ 24°/ 36°)

∅ 70mm

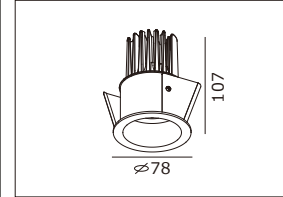
This product is made of aluminum alloy through die-casting, shaped by CNC machine and then treated by powder coating. LED driver is installed externally. Unadjustable..

Application: hotels, villas, clubs, opera houses, museums, exhibition centers, stores, boutiques, home etc.. This product is CE certified, all materials are in conformity with RoHS



Glory Series

Recessed Downlight



CE IP20

24° 33°

COB LED 7W

LD 350mA LED Driver(Triac,1-10V,DALI)

2700K-6500K

Ra 82 ~ 95

Different colors

∅ 70mm

GD121C-LED

LED 7W	cd/Klm	Beam Angle: 25.0°
1m	1450 lx	0.44 m
2m	362.4 lx	0.89 m
3m	161.1 lx	1.33 m
4m	90.6 lx	1.77 m
5m	57.98 lx	2.21 m
	High illuminance	Diameter

CE IP20

24° 33°

COB LED 10W

LD 350mA LED Driver(Triac,1-10V,DALI)

2700K-6500K

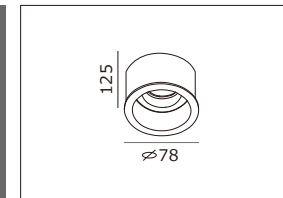
Ra 82 ~ 95

Different colors

∅ 70mm

GD122C-LED

LED 10W	cd/Klm	Beam Angle: 25.0°
1m	2348 lx	
2m	587.11 lx	
3m	260.91 lx	
4m	146.8 lx	
5m	93.93 lx	
	High illuminance	



CE IP20

15° 24° 36° 60°

LED MR16 7W

LD DC12V Transformer

2700K-6500K

Ra 82 ~ 95

Different colors

∅ 70mm

GDC2044

Glory Series

Recessed Downlight



COB LED(BRIDGELUX) 7W 3000K(2700K~5600K)
(Lens beam angle: 21°)

73 x 73mm



COB LED(BRIDGELUX) 10W 3000K(2700K~5600K)
(Lens beam angle: 21°)

73 x 73mm



LED QR-CB51 7W GU5.3
(Lens beam angle: 24°/ 36°/ 60°)

QR-CB51 50W GU5.3
(beam angle: 10°/ 24°/ 36°)


73 x 73mm

This product is made of iron and formed by punching, welding and fine machining; the surface is treated by dusting;

COB LED, LED QR-CB51 or QR-CB51 light source should be used; the electric appliances are installed externally; Unadjustable;

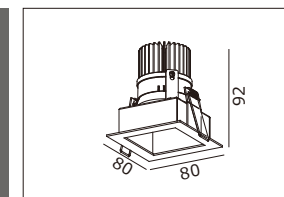
It is suitable for various franchise stores, garment stores, superfine goods stores, homes, etc.;

This product is CE certified and all materials are in



Glory Series

Recessed Downlight



CE IP20

21°

COB LED 7W

400mA LED Driver(Triac,1-10V,DALI)

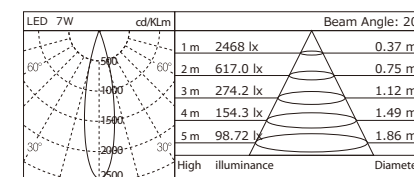
2700K-6500K

Ra 82 ~ 95

Different colors

73 x 73mm

GD225C-LED



CE IP20

21°

COB LED 10W

550mA LED Driver(Triac,1-10V,DALI)

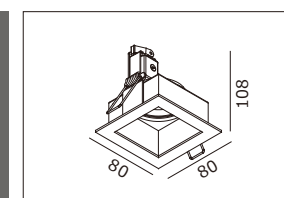
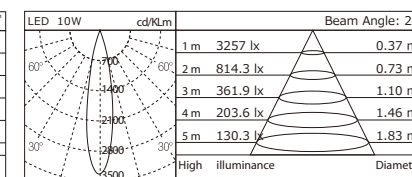
2700K-6500K

Ra 82 ~ 95

Different colors

73 x 73mm

GD226C-LED



CE IP20

15° 24° 36° 60°

LED MR16 7W

DC12V Transformer

2700K-6500K

Ra 82 ~ 95

Different colors

73 x 73mm

GDC2046

Glory Series

Recessed Downlight



COB LED(BRIDGELUX) 7W 3000K(2700K~5600K)
(Reflector beam angle: 26°/ 31°)

∅ 92mm



COB LED(BRIDGELUX) 10W 3000K(2700K~5600K)
(Reflector beam angle: 24°/ 32°)

∅ 92mm



LED QR-CB51 7W GU5.3
(Lens beam angle: 24°/ 36°/ 60°)

QR-CB51 50W GU5.3
(beam angle: 10°/ 24°/ 36°)

∅ 92mm

This product is made of aluminum alloy through die-casting, shaped by CNC machine and then treated by powder coating. LED driver is installed externally.

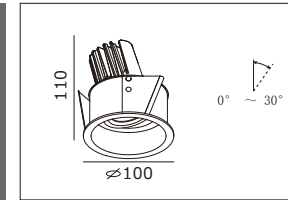
Adjustable..

Application: hotels, villas, clubs, opera houses, museums, exhibition centers, stores, boutiques, home etc.. This product is CE certified, all materials are in conformity with RoHS



Glory Series

Recessed Downlight



CE IP20

26° 31°

COB LED 7W

LD 350mA LED Driver(Triac,1-10V,DALI)

2700K-6500K

Ra 82 ~ 95

Different colors

∅ 92mm

GD211C-LED

LED 7W	cd/Klm	Beam Angle: 31.0°	
1m	1033 lx	0.55 m	
2m	258.2 lx	1.10 m	
3m	114.8 lx	1.66 m	
4m	64.56 lx	2.21 m	
5m	41.32 lx	2.76 m	
	High illuminance	Diameter	

CE IP20

24° 32°

COB LED 10W

LD 350mA LED Driver(Triac,1-10V,DALI)

2700K-6500K

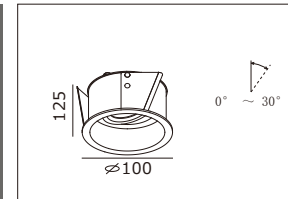
Ra 82 ~ 95

Different colors

∅ 92mm

GD212C-LED

LED 10W	cd/Klm	Beam Angle: 32.0°	
1m	1620 lx	0.57 m	
2m	404.9 lx	1.14 m	
3m	180.0 lx	1.71 m	
4m	101.2 lx	2.27 m	
5m	64.79 lx	2.84 m	
	High illuminance	Diameter	



CE IP20

15° 24° 36° 60°

LED MR16 7W

LD DC12V Transformer

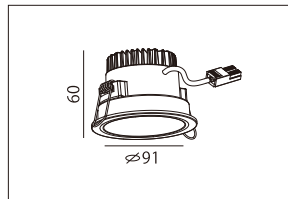

2700K-6500K

Ra 82 ~ 95

Different colors

∅ 92mm

GDC2045



CE IP20 IP44

15° 25° 38° 60°

COB LED 5W

LD 150mA LED Driver(Triac,1-10V,DALI)

2700K-6500K

Ra 82 ~ 95

Different colors

∅ 80mm

GD1003GS-LED

CE IP20 IP44

8° 15° 25° 38° 60°

COB LED 10W

LD 250mA LED Driver(Triac,1-10V,DALI)




2700K-6500K

Ra 82 ~ 95

Different colors

∅ 80mm

GD1003GL-LED



CE IP20 IP44

15° 25° 38° 60°

COB LED 7W

LD 200mA LED Driver(Triac,1-10V,DALI)

2700K-6500K

Ra 82 ~ 95

Different colors

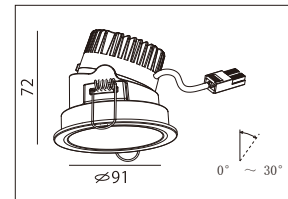
∅ 80mm

GD1003G-LED

LED 5W	cd/KLm	Beam Angle: 23.99°
1 m	1449 lx	0.42 m
2 m	362.2 lx	0.85 m
3 m	161.0 lx	1.27 m
4 m	90.54 lx	1.7 m
5 m	57.94 lx	2.12 m
High Illuminance		Diameter

LED 7W	cd/KLm	Beam Angle: 21.52°
1 m	2395 lx	0.38 m
2 m	298.6 lx	0.76 m
3 m	266.1 lx	1.14 m
4 m	149.7 lx	1.52 m
5 m	95.78 lx	1.90 m
High Illuminance		Diameter

LED 10W	cd/KLm	Beam Angle: 21.52°
1 m	2912 lx	0.38 m
2 m	728.1 lx	0.76 m
3 m	323.6 lx	1.14 m
4 m	182.0 lx	1.52 m
5 m	116.5 lx	1.90 m
High Illuminance		Diameter



CE IP20 IP44

15° 25° 38° 60°

COB LED 5W

LD 150mA LED Driver(Triac,1-10V,DALI)

2700K-6500K

Ra 82 ~ 95

Different colors

∅ 80mm

GD2003GS-LED

CE IP20 IP44

15° 25° 38° 60°

COB LED 10W

LD 250mA LED Driver(Triac,1-10V,DALI)



2700K-6500K

Ra 82 ~ 95

Different colors

∅ 80mm

GD2003GL-LED



CE IP20 IP44

15° 25° 38° 60°

COB LED 7W

LD 200mA LED Driver(Triac,1-10V,DALI)

2700K-6500K

Ra 82 ~ 95

Different colors

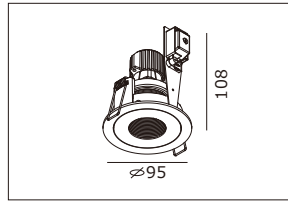
∅ 80mm

GD2003G-LED

LED 5W	cd/KLm	Beam Angle: 20.92°
1 m	1406 lx	0.36 m
2 m	351.4 lx	0.73 m
3 m	156.2 lx	1.10 m
4 m	87.85 lx	1.47 m
5 m	56.22 lx	1.84 m
High Illuminance		Diameter

LED 7W	cd/KLm	Beam Angle: 34.85°
1 m	1304 lx	0.62 m
2 m	326.1 lx	1.25 m
3 m	144.9 lx	1.88 m
4 m	81.52 lx	2.51 m
5 m	52.17 lx	3.13 m
High Illuminance		Diameter

LED 10W	cd/KLm	Beam Angle: 19.04°
1 m	3015.1 lx	0.33 m
2 m	753.8 lx	0.67 m
3 m	335.0 lx	1.00 m
4 m	188.5 lx	1.34 m
5 m	120.6 lx	1.67 m
High Illuminance		Diameter



- CE IP20**
- 15° 24° 36° 60°
- LED MR16 7W
- DC12V Transformer
- 2700K-6500K
- Ra** 82 ~ 95
- Different colors
- \varnothing 83mm


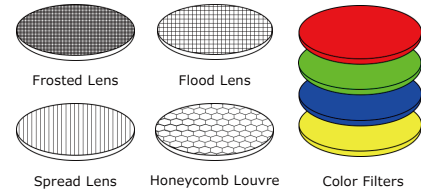
GDB3016

QR-CB51 50W	cd/Mlm	Beam Angle: 11.3°
1m	8960 lx	0.19 m
2m	2240 lx	0.37 m
3m	995.6 lx	0.56 m
4m	560.0 lx	0.75 m
5m	358.4 lx	0.93 m
High illuminance		Diameter

QR-CB51 50W	cd/Mlm	Beam Angle: 26.1°
1m	2662 lx	0.42 m
2m	655.5 lx	0.85 m
3m	295.8 lx	1.27 m
4m	166.4 lx	1.70 m
5m	106.5 lx	2.12 m
High illuminance		Diameter

QR-CB51 50W	cd/Mlm	Beam Angle: 29.3°
1m	1579 lx	0.47 m
2m	394.6 lx	0.94 m
3m	175.4 lx	1.40 m
4m	98.66 lx	1.87 m
5m	63.14 lx	2.34 m
High illuminance		Diameter

Accessories



Duna Series

Recessed Downlight



COB LED(BRIDGELUX) 7W / 10W 3000K
(Reflector beam angle: 20°)

∅ 83mm



LED QR-CB51 7W GU5.3
(Lens beam angle: 24°/ 36°/ 60°)

QR-CB51 50W GU5.3
(beam angle: 10°/ 24°/ 36°)

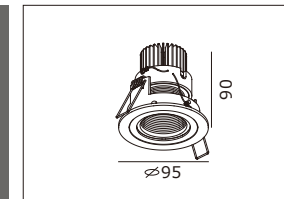

∅ 83mm

This product is made of aluminum alloy through die-casting, shaped by CNC machine and then treated by powder coating.

LED driver is installed externally. Unadjustable. COB LED or LED QR-CB51 or QR-CBC51 light source is used; the radiation angle is unadjustable, electric appliances are installed externally;

Application: hotels, villas, clubs, opera houses, museums, exhibition centers, stores, boutiques, home etc..

This product is CE certified, all materials are in



63° CE IP20

20°

COB LED 7W

LD 400mA LED Driver(Triac,1-10V,DALI)

2700K-6500K

Ra 82 ~ 95

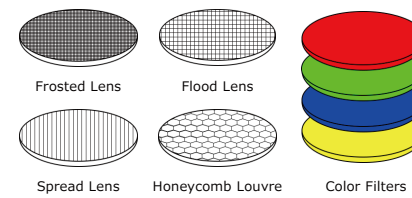
Different colors

∅ 83mm

GD130C-LED

LED 7W	cd/Klm	Beam Angle: 19.9°	
1m	2172 lx	0.35 m	
2m	543.0 lx	0.70 m	
3m	241.3 lx	1.05 m	
4m	135.7 lx	1.40 m	
5m	86.88 lx	1.75 m	
	High illuminance		Diameter

Accessories



Duna Series

Recessed Downlight

63° CE IP20

20°

COB LED 10W

LD 550mA LED Driver(Triac,1-10V,DALI)

2700K-6500K


Ra 82 ~ 95

Different colors

∅ 83mm

GD131C-LED

LED 10W	cd/Klm	Beam Angle: 19.9°	
1m	2872 lx	0.35 m	
2m	718.0 lx	0.70 m	
3m	319.1 lx	1.04 m	
4m	179.5 lx	1.39 m	
5m	114.9 lx	1.74 m	
	High illuminance		Diameter



Duna Series

Recessed Downlight



COB LED(BRIDGELUX) 7W / 10W 3000K
(Reflector beam angle: 20°)

∅ 83mm



LED QR-CB51 7W GU5.3
(Lens beam angle: 24° / 36° / 60°)

QR-CB51 50W GU5.3
(beam angle: 10° / 24° / 36°)

∅ 83mm



LED QR-CB51 7W GU5.3
(Lens beam angle: 24° / 36° / 60°)

QR-CB51 50W GU5.3
(beam angle: 10° / 24° / 36°)

∅ 83mm

This product is made of aluminum alloy through die-casting, shaped by CNC machine and then treated by powder coating.

LED driver is installed externally, adjustable.

COB LED or LED QR-CB51 or QR-CB51 light source is used; the radiation angle is adjustable, electric appliances are installed externally;

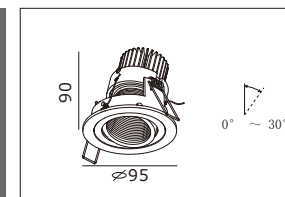
Application: hotels, villas, clubs, opera houses, museums, exhibition centers, stores, boutiques, home etc..

This product is CE certified, all materials are in



Duna Series

Recessed Downlight



CE IP20

20°

COB LED 7W

LD 400mA LED Driver(Triac,1-10V,DALI)

2700K-6500K

Ra 82 ~ 95

Different colors

∅ 83mm

GD223C-LED

LED 7W	cd/Klm	Beam Angle: 19.9°	
1m	2172 lx	0.35 m	
2m	543.0 lx	0.70 m	
3m	241.3 lx	1.05 m	
4m	135.7 lx	1.40 m	
5m	86.88 lx	1.75 m	
High illuminance		Diameter	

CE IP20

20°

COB LED 10W

LD 550mA LED Driver(Triac,1-10V,DALI)

2700K-6500K

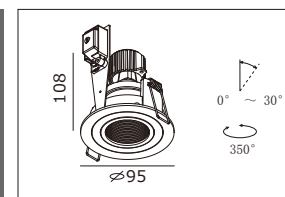
Ra 82 ~ 95

Different colors

∅ 83mm

GD224C-LED

LED 10W	cd/Klm	Beam Angle: 19.9°	
1m	2172 lx	0.35 m	
2m	543.0 lx	0.70 m	
3m	241.3 lx	1.05 m	
4m	135.7 lx	1.40 m	
5m	86.88 lx	1.75 m	
High illuminance		Diameter	



CE IP20

15° 24° 36° 60°

LED MR16 7W

LD DC12V Transformer

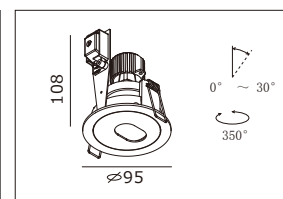
2700K-6500K

Ra 82 ~ 95

Different colors

∅ 83mm

GDB3020



40° **CE IP20**

15° 24° 36° 60°

LED MR16 7W

DC12V Transformer

2700K-6500K

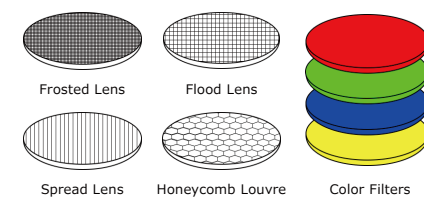
Ra 82 ~ 95

Different colors

\varnothing 83mm

GDB3014


Accessories



QR-CB51 50W	cd/Klm	Beam Angle: 12.4°	
	1m 4847 lx	0.11 m	
	2m 1212 lx	0.22 m	
	3m 538.5 lx	0.33 m	
	4m 302.9 lx	0.44 m	
	5m 193.9 lx	0.55 m	
	High illuminance	Diameter	

QR-CB51 50W	cd/Klm	Beam Angle: 25.2°	
	1m 2658 lx	0.40 m	
	2m 664.4 lx	0.80 m	
	3m 295.3 lx	1.20 m	
	4m 166.1 lx	1.60 m	
	5m 106.3 lx	2.00 m	
	High illuminance	Diameter	

QR-CB51 50W	cd/Klm	Beam Angle: 28.1°	
	1m 1160 lx	0.30 m	
	2m 290.0 lx	0.59 m	
	3m 128.9 lx	0.89 m	
	4m 72.50 lx	1.18 m	
	5m 46.40 lx	1.48 m	
	High illuminance	Diameter	



Sniper Series

Recessed Downlight



COB LED(BRIDGELUX) 4W 3000K, 4000K, 5600K
(Reflector beam angle: 35°)

∅ 60mm



COB LED(BRIDGELUX) 7W 3000K, 4000K, 5600K
(Reflector beam angle: 36°)

∅ 60mm



COB LED(BRIDGELUX) 10W 3000K, 4000K, 5600K
(Reflector beam angle: 23°)

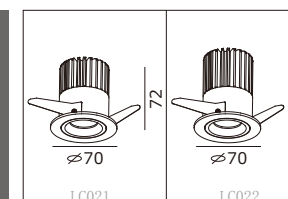
∅ 60mm

The lamp body is made of pure aluminum and is molded through extrusion, and then shaped by CNC machines; the aluminum surface is varnished after brushing. LED light source is used and electric appliances are installed externally. the beam angle is 40° . It is suitable for bars, star-rated hotels, entertainment places, homes, etc. This product is CE certified and all materials are in conformity with RoHS standard.



Sniper Series

Recessed Downlight



CE IP20

35°

COB LED 4W

LD 350mA LED Driver(Triac,1-10V,DALI)

2700K-6500K

Ra 82 ~ 95

Different colors

∅ 60mm

GDLC021

LED 4W	cd/Klm	Beam Angle: 34.9°	
1m	420.6 lx	0.63 m	
2m	105.1 lx	1.26 m	
3m	46.73 lx	1.89 m	
4m	26.29 lx	2.52 m	
5m	16.82 lx	3.15 m	
	High illuminance	Diameter	

CE IP20

35°

COB LED 7W

LD 700mA LED Driver(Triac,1-10V,DALI)

2700K-6500K

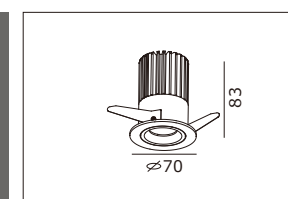
Ra 82 ~ 95

Different colors

∅ 60mm

GDLC022

LED 7W	cd/Klm	Beam Angle: 35.6°	
1m	588.0 lx	0.64 m	
2m	147.0 lx	1.28 m	
3m	65.33 lx	1.92 m	
4m	36.75 lx	2.56 m	
5m	23.52 lx	3.20 m	
	High illuminance	Diameter	



CE IP20

23°

COB LED 10W

LD 350mA LED Driver(Triac,1-10V,DALI)

2700K-6500K


Ra 82 ~ 95

Different colors

∅ 60mm

GDLC027

LED 10W	cd/Klm	Beam Angle: 23.3°	
1m	1461 lx	0.41 m	
2m	365.3 lx	0.82 m	
3m	162.3 lx	1.24 m	
4m	91.32 lx	1.65 m	
5m	58.45 lx	2.06 m	
	High illuminance	Diameter	



Sniper Series

Recessed Downlight



COB LED(BRIDGELUX) 4W 3000K, 4000K, 5600K
(Reflector beam angle: 36°)

∅ 70mm



COB LED(BRIDGELUX) 7W 3000K, 4000K, 5600K
(Reflector beam angle: 36°)

∅ 70mm



COB LED(BRIDGELUX) 10W 3000K, 4000K, 5600K
(Reflector beam angle: 23°)

∅ 70mm

The lamp body is made of pure aluminum and is molded through extrusion, and then shaped by CNC machines; the aluminum surface is varnished after brushing. LED light source is used and electric appliances are installed externally. the beam angle is 40° adjustable.

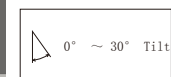
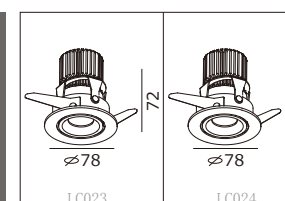
It is suitable for bars, star-rated hotels, entertainment places, homes, etc.

This product is CE certified and all materials are in conformity with RoHS standard.



Sniper Series

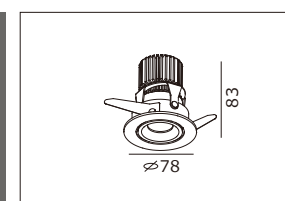
Recessed Downlight



- CE IP20
- 36°
- COB LED 4W
- LD 350mA LED Driver(Triac,1-10V,DALI)
- 2700K-6500K
- Ra 82 ~ 95
- Different colors
- ∅ 70mm

GDLCO23

LED 4W	cd/Klm	Beam Angle: 35.4°	
1m	451.7 lx	0.08 m	
2m	112.9 lx	0.16 m	
3m	50.18 lx	0.24 m	
4m	28.23 lx	0.32 m	
5m	18.07 lx	0.40 m	
	High illuminance	Diameter	



- CE IP20
- 24°
- COB LED 4W
- LD 350mA LED Driver(Triac,1-10V,DALI)
- 2700K-6500K
- Ra 82 ~ 95
- Different colors
- ∅ 70mm


GDLCO28

LED 10W	cd/Klm	Beam Angle: 23.3°	
1m	1461 lx	0.41 m	
2m	365.3 lx	0.82 m	
3m	132.3 lx	1.24 m	
4m	91.32 lx	1.65 m	
5m	58.45 lx	2.06 m	
	High illuminance	Diameter	

- CE IP20
- 36°
- COB LED 7W
- LD 700mA LED Driver(Triac,1-10V,DALI)
- 2700K-6500K
- Ra 82 ~ 95
- Different colors
- ∅ 70mm

GDLCO24

LED 7W	cd/Klm	Beam Angle: 35.6°	
1m	588.0 lx	0.64 m	
2m	147.0 lx	1.28 m	
3m	65.33 lx	1.91 m	
4m	36.75 lx	2.56 m	
5m	23.52 lx	3.20 m	
	High illuminance	Diameter	



Flux Series

Recessed Downlight



COB LED(BRIDGELUX) 50W 3000K
(Reflector beam angle: 27°)

∅ 175mm



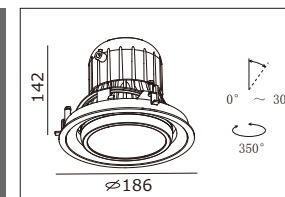
COB LED(BRIDGELUX) 50W 3000K
(Reflector beam angle: 27°)

∅ 175mm

This product is made of aluminum alloy through die-casting,shaped by CNC machine and then treated by powder coating .

LED driver is installed externally.

Adjustable. Application: hotels, villas,clubs, opera houses, museums, exhibition centers, stores, boutiques, home etc.. This product is CE certified, all materials are in conformity with RoHS standard.



CE IP20

27°

COB LED 50W

LD 1600mA LED Driver(Triac,1-10V,DALI)

2700K-6500K

Ra 82 ~ 95

Different colors

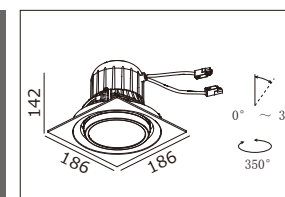
∅ 175mm

GDLS008

Flux Series

Recessed Downlight

LED 50W	cd/Klm	Beam Angle: 26.7°	
1 m	9640 lx	0.53 m	
2 m	2410 lx	1.06 m	
3 m	1071 lx	1.59 m	
4 m	602.5 lx	2.12 m	
5 m	385.6 lx	2.65 m	
	High illuminance	Diameter	



CE IP20

27°

COB LED 50W

LD 1600mA LED Driver(Triac,1-10V,DALI)

2700K-6500K

Ra 82 ~ 95

Different colors

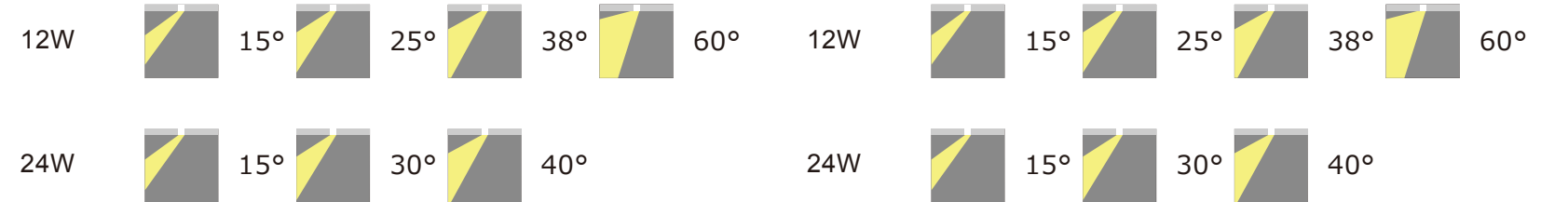
∅ 175mm

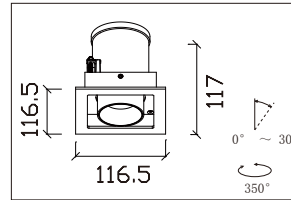
GD215C-LED

LED 50W	cd/Klm	Beam Angle: 26.7°	
1 m	9640 lx	0.53 m	
2 m	2410 lx	1.06 m	
3 m	1071 lx	1.59 m	
4 m	602.5 lx	2.12 m	
5 m	385.6 lx	2.65 m	
	High illuminance	Diameter	



SPOT LIGHT





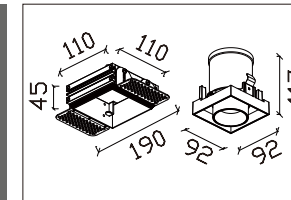
- CE IP20**
- 15° 24° 38°
- COB LED 12W
- LED Driver(Triac,1-10V,DALI)
- 2700K-6500K
- Ra** 82 ~ 95
- Different colors
- 100*100mm

GD08001L-LED

LED 12W	cd/Klm	Beam Angle: 18.4°
1 m	6198 lx	0.32 m
2 m	1550 lx	0.64 m
3 m	688.7 lx	0.96 m
4 m	387.4 lx	1.28 m
5 m	247.9 lx	1.61 m
	High illuminance	Diameter

LED 12W	cd/Klm	Beam Angle: 26.5°
1 m	3521 lx	0.47 m
2 m	880.3 lx	0.94 m
3 m	391.2 lx	1.41 m
4 m	220.1 lx	1.89 m
5 m	140.8 lx	2.36 m
	High illuminance	Diameter

LED 12W	cd/Klm	Beam Angle: 42.2°
1 m	2001 lx	0.77 m
2 m	500.1 lx	1.54 m
3 m	222.3 lx	2.32 m
4 m	125.0 lx	3.09 m
5 m	80.02 lx	3.86 m
	High illuminance	Diameter



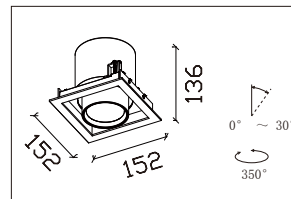
- CE IP20**
- 15° 24° 38°
- COB LED 12W
- LED Driver(Triac,1-10V,DALI)
- 2700K-6500K
- Ra** 82 ~ 95
- Different colors
- 115*115mm

GD08001L-TL-LED

LED 12W	cd/Klm	Beam Angle: 18.4°
1 m	6198 lx	0.32 m
2 m	1550 lx	0.64 m
3 m	688.7 lx	0.96 m
4 m	387.4 lx	1.28 m
5 m	247.9 lx	1.61 m
	High illuminance	Diameter

LED 12W	cd/Klm	Beam Angle: 26.5°
1 m	3521 lx	0.47 m
2 m	880.3 lx	0.94 m
3 m	391.2 lx	1.41 m
4 m	220.1 lx	1.89 m
5 m	140.8 lx	2.36 m
	High illuminance	Diameter

LED 12W	cd/Klm	Beam Angle: 42.2°
1 m	2001 lx	0.77 m
2 m	500.1 lx	1.54 m
3 m	222.3 lx	2.32 m
4 m	125.0 lx	3.09 m
5 m	80.02 lx	3.86 m
	High illuminance	Diameter



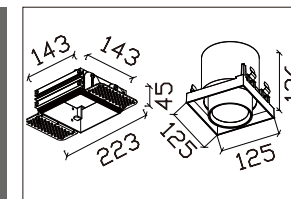
- CE IP20**
- 15° 24° 38°
- COB LED 24W
- LED Driver(Triac,1-10V,DALI)
- 2700K-6500K
- Ra** 82 ~ 95
- Different colors
- 135*135mm

GD08011L-LED

LED 24W	cd/Klm	Beam Angle: 15.4°
1 m	12026 lx	0.34 m
2 m	3007 lx	0.67 m
3 m	1336 lx	1.01 m
4 m	751.6 lx	1.34 m
5 m	481.0 lx	1.68 m
	High illuminance	Diameter

LED 24W	cd/Klm	Beam Angle: 26.8°
1 m	6724 lx	0.48 m
2 m	1681 lx	0.95 m
3 m	747.2 lx	1.43 m
4 m	420.3 lx	1.91 m
5 m	269.0 lx	2.38 m
	High illuminance	Diameter

LED 24W	cd/Klm	Beam Angle: 43.4°
1 m	4076 lx	0.79 m
2 m	1019 lx	1.57 m
3 m	452.8 lx	2.36 m
4 m	254.7 lx	3.15 m
5 m	163.0 lx	3.93 m
	High illuminance	Diameter



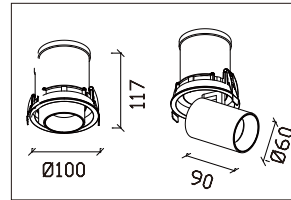
- CE IP20**
- 15° 24° 38°
- COB LED 24W
- LED Driver(Triac,1-10V,DALI)
- 2700K-6500K
- Ra** 82 ~ 95
- Different colors
- 150*150mm

GD08011L-TL-LED

LED 24W	cd/Klm	Beam Angle: 15.4°
1 m	12026 lx	0.34 m
2 m	3007 lx	0.67 m
3 m	1336 lx	1.01 m
4 m	751.6 lx	1.34 m
5 m	481.0 lx	1.68 m
	High illuminance	Diameter

LED 24W	cd/Klm	Beam Angle: 26.8°
1 m	6724 lx	0.48 m
2 m	1681 lx	0.95 m
3 m	747.2 lx	1.43 m
4 m	420.3 lx	1.91 m
5 m	269.0 lx	2.38 m
	High illuminance	Diameter

LED 24W	cd/Klm	Beam Angle: 43.4°
1 m	4076 lx	0.79 m
2 m	1019 lx	1.57 m
3 m	452.8 lx	2.36 m
4 m	254.7 lx	3.15 m
5 m	163.0 lx	3.93 m
	High illuminance	Diameter



COB LED 12W

LED Driver(Triac,1-10V,DALI)

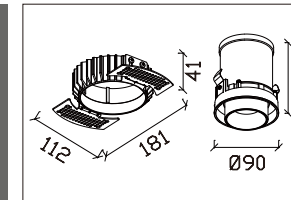
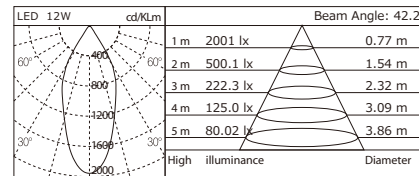
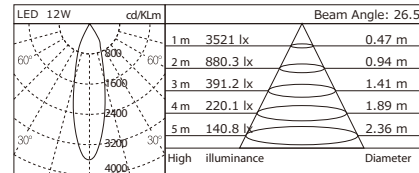
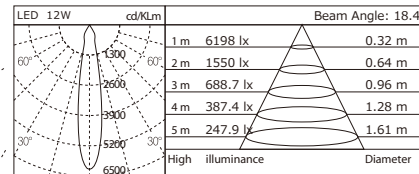
2700K-6500K

Ra 82 ~ 95

Different colors

∅ 92mm

GD05035YL-LED



COB LED 12W

LED Driver(Triac,1-10V,DALI)

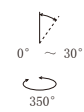
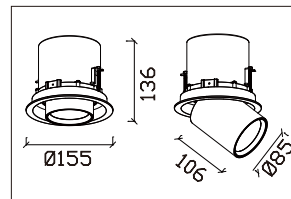
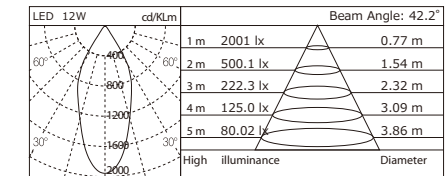
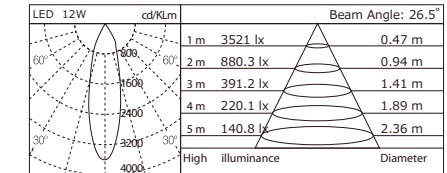
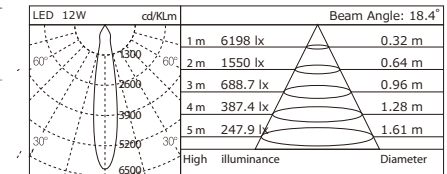
2700K-6500K

Ra 82 ~ 95

Different colors

∅ 120mm

GD05005YL-TL-LED



COB LED 24W

LED Driver(Triac,1-10V,DALI)

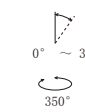
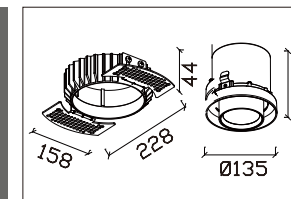
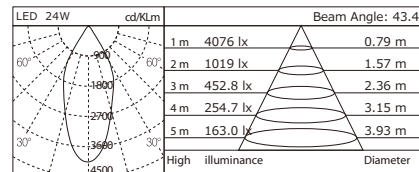
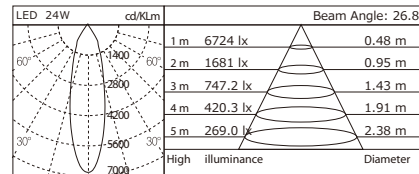
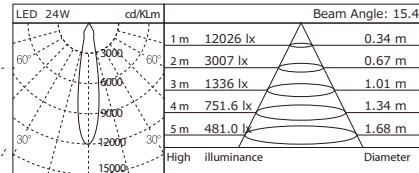
2700K-6500K

Ra 82 ~ 95

Different colors

∅ 140mm

GD05055YL-LED



COB LED 24W

LED Driver(Triac,1-10V,DALI)

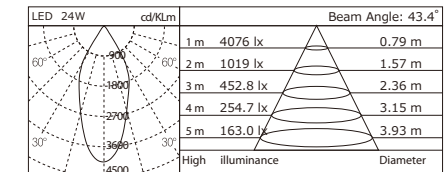
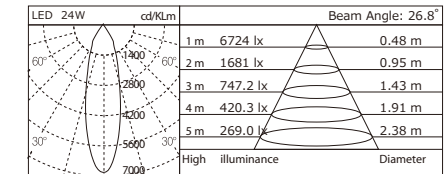
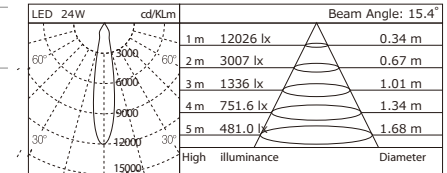
2700K-6500K

Ra 82 ~ 95

Different colors

∅ 165mm

GD05065YL-TL-LED



Cube Series

Recessed Grid Light



COB LED 10W

115 x 115mm



COB LED 2*10W

220 x 115mm



COB LED 3*10W

312 x 115mm

The face cover, inner ring and outer ring are made of pure aluminum; the main body box is made of cold rolled sheet; the surface is treated by dusting.

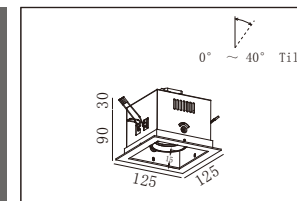
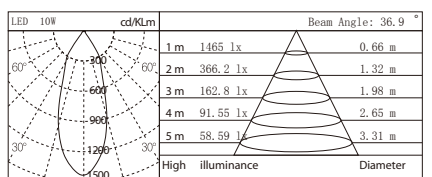
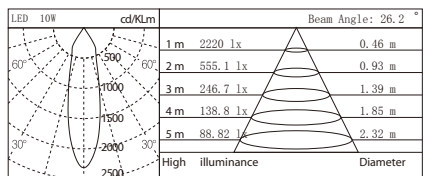
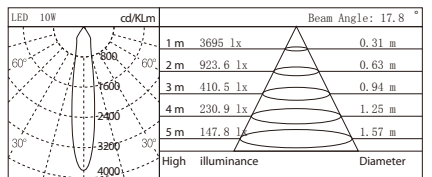
Suitable matching LED QR-CB51 or QR-CB51, the radiation angle is adjustable, the electric appliances are installed externally;

It is suitable for hotels, department stores, various franchise stores, garment stores, superfine goods stores, art galleries, entertainment places, homes, etc



Cube Series

Recessed Grid Light



CE IP20

15° 24° 38°

COB LED 10W

LD 250mA LED Driver (Triac, 1-10V, DALI)

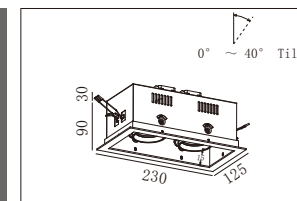
2700K-6500K

Ra 82 ~ 95

Different colors

115 x 115mm

GD619-LED



CE IP20

15° 24° 38°

COB LED 2*10W

LD 2*250mA LED Driver (Triac, 1-10V, DALI)

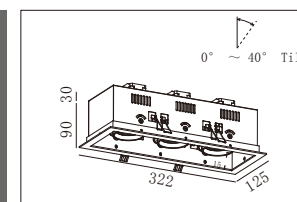
2700K-6500K

Ra 82 ~ 95

Different colors

220 x 115mm

GD622-LED



CE IP20

15° 24° 38°

COB LED 3*10W

LD 2*250mA LED Driver (Triac, 1-10V, DALI)

2700K-6500K

Ra 82 ~ 95

Different colors

312 x 115mm

GD625-LED



COB LED 10W

104 x 104mm



COB LED 2*10W

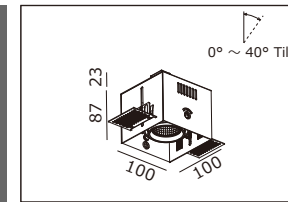

209 x 104mm



COB LED 3*10W

301 x 104mm

Inner ring and outer ring are made of pure aluminum; the main body box is made of cold rolled sheet; the surface is treated by dusting. Suitable matching LED QR-CB51 or QR-CB51, the radiation angle is adjustable, the electric appliances are installed externally. It is suitable for hotels, department stores, various franchise stores, garment stores, superfine goods stores, art galleries, entertainment



30° CE IP20

15° 24° 38°

COB LED 10W

250mA LED Driver(Triac,1-10V,DALI)

2700K-6500K

Ra 82 ~ 95

Different colors

104*104mm

GD311-LED

30° CE IP20

15° 24° 38°

COB LED 2*10W

2*250mA LED Driver(Triac,1-10V,DALI)

2700K-6500K

Ra 82 ~ 95

Different colors

209*104mm

GD312-LED

30° CE IP20

15° 24° 38°

COB LED 3*10W

2*250mA LED Driver(Triac,1-10V,DALI)

2700K-6500K

Ra 82 ~ 95

Different colors

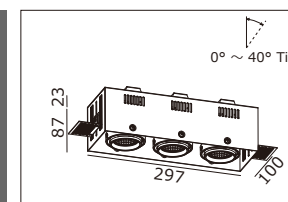
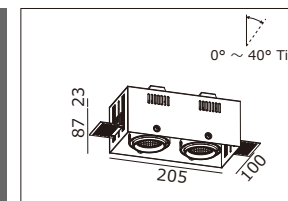

301*104mm

GD313-LED

LED 10W	cd/Klm	Beam Angle: 17.8°	
1 m	3695 lx	0.31 m	
2 m	923.6 lx	0.63 m	
3 m	410.5 lx	0.94 m	
4 m	230.9 lx	1.25 m	
5 m	147.8 lx	1.57 m	
	High illuminance		Diameter

LED 10W	cd/Klm	Beam Angle: 26.2°	
1 m	2220 lx	0.46 m	
2 m	555.1 lx	0.93 m	
3 m	246.7 lx	1.39 m	
4 m	138.8 lx	1.85 m	
5 m	88.82 lx	2.32 m	
	High illuminance		Diameter

LED 10W	cd/Klm	Beam Angle: 36.9°	
1 m	1465 lx	0.66 m	
2 m	366.2 lx	1.32 m	
3 m	162.8 lx	1.98 m	
4 m	91.55 lx	2.65 m	
5 m	58.59 lx	3.31 m	
	High illuminance		Diameter



Cube Series

Recessed Grid light



COB LED 10W

115 x 115mm



COB LED 2*10W

220 x 115mm



COB LED 3*10W

312 x 115mm

The face cover, inner ring and outer ring are made of pure aluminum; the main body box is made of cold rolled sheet; the surface is treated by dusting.

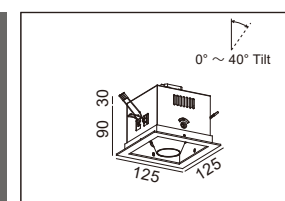
Suitable matching LED QR-CB51 or QR-CB51, the radiation angle is adjustable, the electric appliances are installed externally;

It is suitable for hotels, department stores, various franchise stores, garment stores, superfine goods stores, art galleries, entertainment places, homes, etc



Cube Series

Recessed Grid light



CE IP20

15° 24° 38°

COB LED 10W

250mA LED Driver(Triac,1-10V,DALI)

2700K-6500K

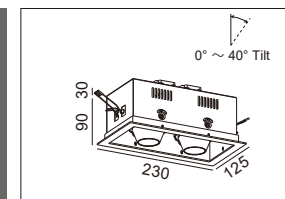
Ra 82 ~ 95

Different colors

115 x 115mm

GD661-LED

LED 10W	cd/Klm	Beam Angle: 15.8°
1 m	2290 lx	0.27 m
2 m	572.4 lx	0.54 m
3 m	254.4 lx	0.82 m
4 m	143.1 lx	1.09 m
5 m	91.59 lx	1.36 m
	High illuminance	Diameter



CE IP20

15° 24° 38°

COB LED 2*10W

250mA LED Driver(Triac,1-10V,DALI)

2700K-6500K

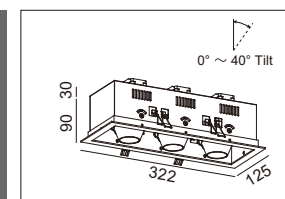
Ra 82 ~ 95

Different colors

220 x 115mm

GD662-LED

LED 10W	cd/Klm	Beam Angle: 21.6°
1 m	1748 lx	0.38 m
2 m	436.9 lx	0.77 m
3 m	194.2 lx	1.15 m
4 m	109.2 lx	1.53 m
5 m	69.9 lx	1.92 m
	High illuminance	Diameter



CE IP20

15° 24° 38°

COB LED 3*10W

250mA LED Driver(Triac,1-10V,DALI)

2700K-6500K

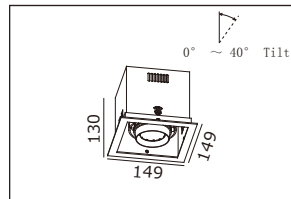
Ra 82 ~ 95

Different colors

312 x 115mm

GD663-LED

LED 10W	cd/Klm	Beam Angle: 36.9°
1 m	1014 lx	0.66 m
2 m	253.5 lx	1.33 m
3 m	112.7 lx	1.99 m
4 m	63.38 lx	2.66 m
5 m	40.56 lx	3.32 m
	High illuminance	Diameter



CE IP20

28° 39°

COB LED 10W

500mA LED Driver(Triac,1-10V,DALI)

2700K-6500K

Ra 82 ~ 95

Different colors

137 x 137mm

GD601S-LED

CE IP20

29° 40°

COB LED 15W

500mA LED Driver(Triac,1-10V,DALI)

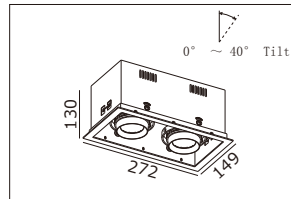
2700K-6500K

Ra 82 ~ 95

Different colors

137 x 137mm

GD601-LED



CE IP20

28° 39°

COB LED 2x10W

500mA LED Driver(Triac,1-10V,DALI)

2700K-6500K

Ra 82 ~ 95

Different colors

260 x 137mm

GD602S-LED

CE IP20

29° 40°

COB LED 2x15W

500mA LED Driver(Triac,1-10V,DALI)

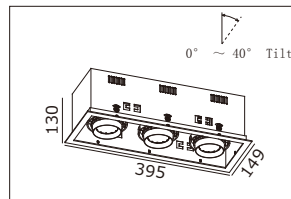
2700K-6500K

Ra 82 ~ 95

Different colors

260 x 137mm

GD602-LED



CE IP20

28° 39°

COB LED 3x10W

500mA LED Driver(Triac,1-10V,DALI)

2700K-6500K

Ra 82 ~ 95

Different colors

383 x 137mm

GD603S-LED

CE IP20

29° 40°

COB LED 3x15W

500mA LED Driver(Triac,1-10V,DALI)

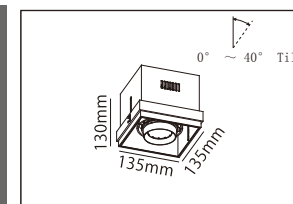
2700K-6500K

Ra 82 ~ 95

Different colors

383 x 137mm

GD603-LED



CE IP20

28° 39°

COB LED 10W

500mA LED Driver(Triac,1-10V,DALI)

2700K-6500K

Ra 82 ~ 95

Different colors

137 x 137mm

GD301S-LED

CE IP20

29° 40°

COB LED 15W

500mA LED Driver(Triac,1-10V,DALI)

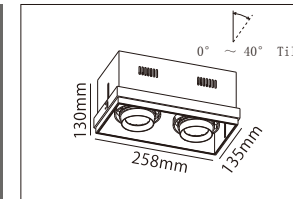
2700K-6500K

Ra 82 ~ 95

Different colors

137 x 137mm

GD301-LED



CE IP20

28° 39°

COB LED 2x10W

500mA LED Driver(Triac,1-10V,DALI)

2700K-6500K

Ra 82 ~ 95

Different colors

260 x 137mm

GD302S-LED

CE IP20

29° 40°

COB LED 2x15W

500mA LED Driver(Triac,1-10V,DALI)

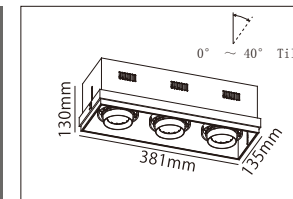
2700K-6500K

Ra 82 ~ 95

Different colors

260 x 137mm

GD302-LED



CE IP20

28° 39°

COB LED 3x10W

500mA LED Driver(Triac,1-10V,DALI)

2700K-6500K

Ra 82 ~ 95

Different colors

383 x 137mm

GD303S-LED

CE IP20

29° 40°

COB LED 3x15W

500mA LED Driver(Triac,1-10V,DALI)

2700K-6500K

Ra 82 ~ 95

Different colors

383 x 137mm

GD303-LED

Cube Series

Recessed Grid light



COB LED 10W

108 x 108mm



COB LED 2*10W

213 x 108mm



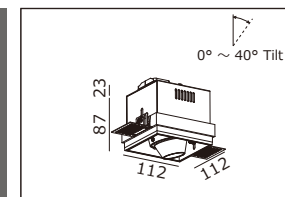

COB LED 3*10W

305 x 108mm

Inner ring and outer ring are made of pure aluminum; the main body box is made of cold rolled sheet; the surface is treated by dusting. Suitable matching LED QR-CB51 or QR-CB51, the radiation angle is adjustable, the electric appliances are installed externally; It is suitable for hotels, department stores, various franchise stores, garment stores, superfine goods stores, art galleries, entertainment places, homes, etc

Cube Series

Recessed Grid light



CE IP20

15° 24° 38°

COB LED 10W

LD 250mA LED Driver(Triac,1-10V,DALI)

2700K-6500K

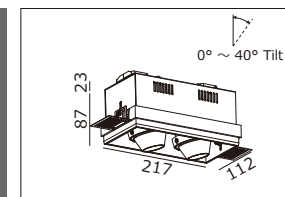
Ra 82 ~ 95

Different colors

108 x 108mm

GD310-LED

LED 10W	cd/Klm	Beam Angle: 15.8°
1 m	2290 lx	0.27 m
2 m	572.4 lx	0.54 m
3 m	254.4 lx	0.82 m
4 m	143.1 lx	1.09 m
5 m	91.59 lx	1.36 m
	High illuminance	Diameter



CE IP20

15° 24° 38°

COB LED 2*10W

LD 250mA LED Driver(Triac,1-10V,DALI)

2700K-6500K

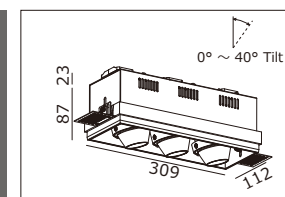
Ra 82 ~ 95

Different colors

213 x 108mm

GD314-LED

LED 10W	cd/Klm	Beam Angle: 21.6°
1 m	1748 lx	0.38 m
2 m	436.9 lx	0.77 m
3 m	194.2 lx	1.15 m
4 m	109.2 lx	1.53 m
5 m	69.9 lx	1.92 m
	High illuminance	Diameter



CE IP20

15° 24° 38°

COB LED 3*10W

LD 250mA LED Driver(Triac,1-10V,DALI)

2700K-6500K

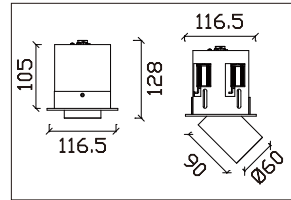
Ra 82 ~ 95

Different colors

305 x 108mm

GD315-LED

LED 10W	cd/Klm	Beam Angle: 36.9°
1 m	1014 lx	0.66 m
2 m	253.5 lx	1.33 m
3 m	112.7 lx	1.99 m
4 m	63.38 lx	2.66 m
5 m	40.56 lx	3.32 m
	High illuminance	Diameter



COB LED 12W

LED Driver(Triac,1-10V,DALI)

2700K-6500K

Ra 82 ~ 95

Different colors

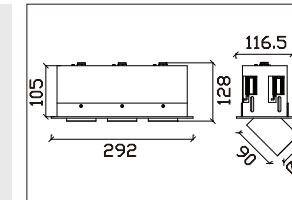
100*100mm

GDO8021L-LED

LED 12W	cd/Klm	Beam Angle: 18.4°
1 m	6198 lx	0.32 m
2 m	1550 lx	0.64 m
3 m	688.7 lx	0.96 m
4 m	387.4 lx	1.28 m
5 m	247.9 lx	1.61 m
High illuminance		Diameter

LED 12W	cd/Klm	Beam Angle: 26.5°
1 m	3521 lx	0.47 m
2 m	880.3 lx	0.94 m
3 m	391.2 lx	1.41 m
4 m	220.1 lx	1.89 m
5 m	140.8 lx	2.36 m
High illuminance		Diameter

LED 12W	cd/Klm	Beam Angle: 42.2°
1 m	2001 lx	0.77 m
2 m	500.1 lx	1.54 m
3 m	222.3 lx	2.32 m
4 m	125.0 lx	3.09 m
5 m	80.02 lx	3.86 m
High illuminance		Diameter



COB LED 3*12W

LED Driver(Triac,1-10V,DALI)

2700K-6500K

Ra 82 ~ 95

Different colors

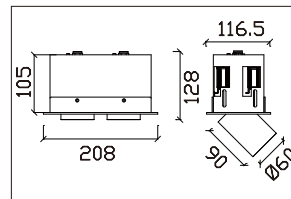
275*100mm

GDO8003L-LED

LED 35W	cd/Klm	Beam Angle: 15.8°
1 m	22942 lx	0.28 m
2 m	5735 lx	0.55 m
3 m	2549 lx	0.83 m
4 m	1434 lx	1.11 m
5 m	917.7 lx	1.39 m
High illuminance		Diameter

LED 35W	cd/Klm	Beam Angle: 26.0°
1 m	10961 lx	0.46 m
2 m	2740 lx	0.92 m
3 m	1218 lx	1.38 m
4 m	685.0 lx	1.84 m
5 m	438.4 lx	2.30 m
High illuminance		Diameter

LED 35W	cd/Klm	Beam Angle: 39.0°
1 m	6160 lx	0.70 m
2 m	1540 lx	1.41 m
3 m	684.5 lx	2.11 m
4 m	385.0 lx	2.82 m
5 m	246.4 lx	3.52 m
High illuminance		Diameter



COB LED 2*12W

LED Driver(Triac,1-10V,DALI)

2700K-6500K

Ra 82 ~ 95

Different colors

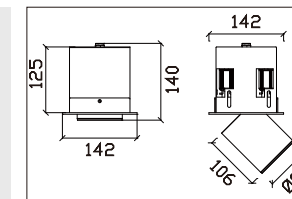

190*100mm

GDO8002L-LED

LED 24W	cd/Klm	Beam Angle: 15.4°
1 m	12026 lx	0.34 m
2 m	3007 lx	0.67 m
3 m	1336 lx	1.01 m
4 m	751.6 lx	1.34 m
5 m	481.0 lx	1.68 m
High illuminance		Diameter

LED 24W	cd/Klm	Beam Angle: 26.8°
1 m	6724 lx	0.48 m
2 m	1681 lx	0.95 m
3 m	747.2 lx	1.43 m
4 m	420.3 lx	1.91 m
5 m	269.0 lx	2.38 m
High illuminance		Diameter

LED 24W	cd/Klm	Beam Angle: 43.4°
1 m	4076 lx	0.79 m
2 m	1019 lx	1.57 m
3 m	452.8 lx	2.36 m
4 m	254.7 lx	3.15 m
5 m	163.0 lx	3.93 m
High illuminance		Diameter



COB LED 24W

LED Driver(Triac,1-10V,DALI)

2700K-6500K

Ra 82 ~ 95

Different colors

125*125mm

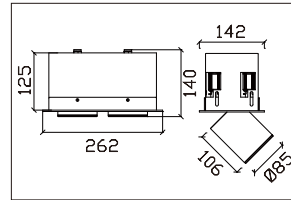
GDO8031L-LED

LED 24W	cd/Klm	Beam Angle: 15.4°
1 m	12026 lx	0.34 m
2 m	3007 lx	0.67 m
3 m	1336 lx	1.01 m
4 m	751.6 lx	1.34 m
5 m	481.0 lx	1.68 m
High illuminance		Diameter

LED 24W	cd/Klm	Beam Angle: 26.8°
1 m	6724 lx	0.48 m
2 m	1681 lx	0.95 m
3 m	747.2 lx	1.43 m
4 m	420.3 lx	1.91 m
5 m	269.0 lx	2.38 m
High illuminance		Diameter

LED 24W	cd/Klm	Beam Angle: 43.4°
1 m	4076 lx	0.79 m
2 m	1019 lx	1.57 m
3 m	452.8 lx	2.36 m
4 m	254.7 lx	3.15 m
5 m	163.0 lx	3.93 m
High illuminance		Diameter

Praha Series
Recessed Grid light



COB LED 2*24W

LED Driver(Triac,1-10V,DALI)

2700K-6500K

Ra 82 ~ 95

Different colors

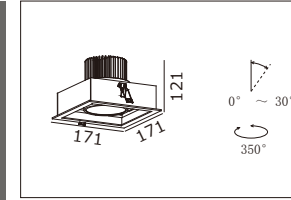
240*125mm

GDO8012L-LED

LED 2*24W cd/Klm		Beam Angle: 15.4°	
1m	18400 lx	0.29 m	
2m	4600 lx	0.59 m	
3m	2044 lx	0.89 m	
4m	1150 lx	1.19 m	
5m	736.0 lx	1.48 m	
	High illuminance	Diameter	

LED 2*24W cd/Klm		Beam Angle: 26.8°	
1m	13294 lx	0.41 m	
2m	3324 lx	0.82 m	
3m	1477 lx	1.23 m	
4m	830.9 lx	1.65 m	
5m	531.8 lx	2.06 m	
	High illuminance	Diameter	

Facet Series
Recessed Grid light



COB LED 25W

700mA LED Driver(Triac,1-10V,DALI)

2700K-6500K

Ra 82 ~ 95

Different colors

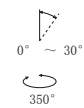
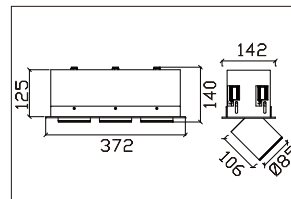
159 x 159mm

GD643-LED

LED 25W cd/Klm		Beam Angle: 15.8°	
1m	16303 lx	0.28 m	
2m	4076 lx	0.55 m	
3m	1811 lx	0.83 m	
4m	1019 lx	1.10 m	
5m	652.1 lx	1.38 m	
	High illuminance	Diameter	

LED 25W cd/Klm		Beam Angle: 26.0°	
1m	7750 lx	0.46 m	
2m	1938 lx	0.92 m	
3m	861.1 lx	1.38 m	
4m	484.4 lx	1.84 m	
5m	310.0 lx	2.29 m	
	High illuminance	Diameter	

LED 25W cd/Klm		Beam Angle: 38.9°	
1m	4371 lx	0.71 m	
2m	1093 lx	1.41 m	
3m	485.7 lx	2.12 m	
4m	273.2 lx	2.82 m	
5m	174.8 lx	3.53 m	
	High illuminance	Diameter	



COB LED 3*24W

LED Driver(Triac,1-10V,DALI)

2700K-6500K

Ra 82 ~ 95

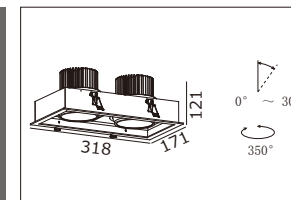
Different colors

350*125mm

GDO8013L-LED

LED 3*24W cd/Klm		Beam Angle: 15.4°	
1m	28446 lx	0.29 m	
2m	7112 lx	0.59 m	
3m	3161 lx	0.89 m	
4m	1778 lx	1.19 m	
5m	1138 lx	1.48 m	
	High illuminance	Diameter	

LED 3*24W cd/Klm		Beam Angle: 26.8°	
1m	19721 lx	0.41 m	
2m	4930 lx	0.82 m	
3m	2191 lx	1.23 m	
4m	1233 lx	1.65 m	
5m	788.8 lx	2.06 m	
	High illuminance	Diameter	



COB LED 2x25W

700mA LED Driver(Triac,1-10V,DALI)


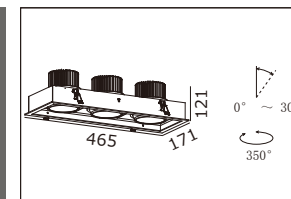
2700K-6500K

Ra 82 ~ 95

Different colors

306 x 159mm

GD644-LED



COB LED 3x25W

700mA LED Driver(Triac,1-10V,DALI)

2700K-6500K

Ra 82 ~ 95

Different colors

454 x 159mm

GD645-LED








TRACK LIGHT

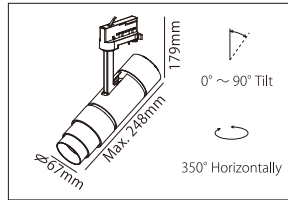


∅ 67mm 7W 10W 15W



∅ 96mm 20W 25W 30W





F House Ground CE IP20



- COB LED 7W
- LD 200mA LED Driver(Triac,1-10V,DALI)
- 2700K-6500K
- Ra 82 ~ 95
- Different colors

GD455S-LED

F House Ground CE IP20



- COB LED 9W
- LD 250mA LED Driver(Triac,1-10V,DALI)
- 2700K-6500K
- Ra 82 ~ 95
- Different colors

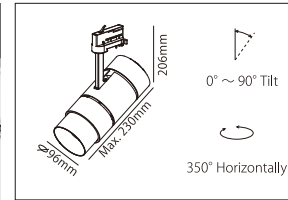

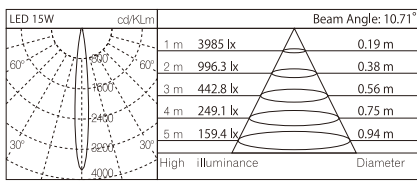
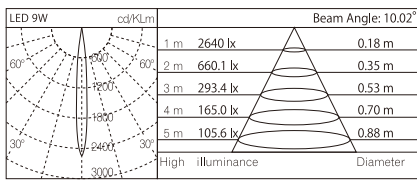
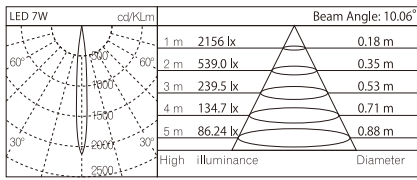
GD455-LED

F House Ground CE IP20



- COB LED 15W
- LD 400mA LED Driver(Triac,1-10V,DALI)
- 2700K-6500K
- Ra 82 ~ 95
- Different colors

GD455L-LED



F House Ground CE IP20



- COB LED 20W
- LD 500mA LED Driver(Triac,1-10V,DALI)
- 2700K-6500K
- Ra 82 ~ 95
- Different colors

GD456S-LED


F House Ground CE IP20



- COB LED 25W
- LD 700mA LED Driver(Triac,1-10V,DALI)
- 2700K-6500K
- Ra 82 ~ 95
- Different colors


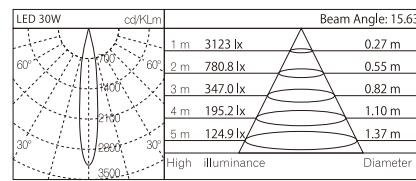
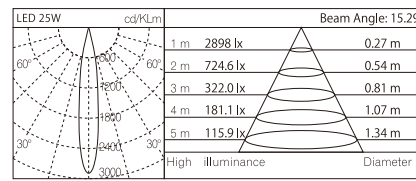
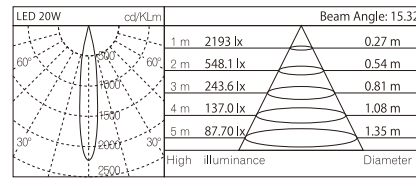
GD456-LED

F House Ground CE IP20





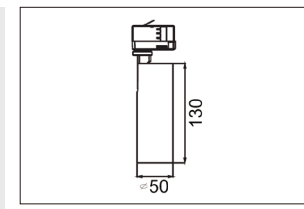
- COB LED 30W
- LD 800mA LED Driver(Triac,1-10V,DALI)
- 2700K-6500K
- Ra 82 ~ 95
- Different colors












GD456L-LED





-  ∅ 50mm 9W
-  ∅ 65mm 15W
-  ∅ 76mm 25W / 35W



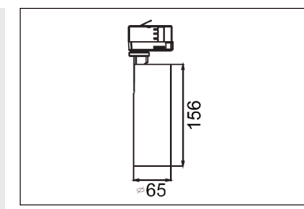
-    **CE IP20**
-  15°  24°  38°
-  COB LED 9W
-  LED Driver(Triac,1-10V,DALI)
-  2700K-6500K
-  Ra 82 ~ 95
-  Different colors












GDO401-LED

LED 9W	cd/Klm	Beam Angle: 15°
1 m	6086 lx	0.31 m
2 m	1522 lx	0.63 m
3 m	676.2 lx	0.94 m
4 m	380.4 lx	1.25 m
5 m	243.4 lx	1.57 m
	High illuminance	Diameter

LED 9W	cd/Klm	Beam Angle: 24°
1 m	4323 lx	0.46 m
2 m	1081 lx	0.93 m
3 m	480.4 lx	1.39 m
4 m	270.2 lx	1.85 m
5 m	172.9 lx	2.32 m
	High illuminance	Diameter

LED 9W	cd/Klm	Beam Angle: 38°
1 m	2158 lx	0.66 m
2 m	539.4 lx	1.32 m
3 m	239.7 lx	1.98 m
4 m	134.8 lx	2.65 m
5 m	86.30 lx	3.31 m
	High illuminance	Diameter



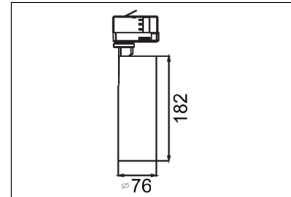
-    **CE IP20**
-  15°  24°  38°
-  COB LED 15W
-  LED Driver(Triac,1-10V,DALI)
-  2700K-6500K
-  Ra 82 ~ 95
-  Different colors

GDO401L-LED

LED 15W	cd/Klm	Beam Angle: 16.5°
1 m	3963 lx	0.30 m
2 m	990.7 lx	0.60 m
3 m	440.3 lx	0.90 m
4 m	247.7 lx	1.20 m
5 m	158.5 lx	1.50 m
	High illuminance	Diameter

LED 15W	cd/Klm	Beam Angle: 26.6°
1 m	2891 lx	0.47 m
2 m	722.7 lx	0.94 m
3 m	321.2 lx	1.42 m
4 m	180.7 lx	1.89 m
5 m	115.6 lx	2.36 m
	High illuminance	Diameter

LED 15W	cd/Klm	Beam Angle: 37.3°
1 m	2086 lx	0.68 m
2 m	521.5 lx	1.35 m
3 m	231.8 lx	2.03 m
4 m	130.4 lx	2.70 m
5 m	83.44 lx	3.38 m
	High illuminance	Diameter



CE IP20

 15° 24° 38°

 COB LED 25W

 LED Driver(Triac,1-10V,DALI)

 2700K-6500K

 Ra 82 ~ 95

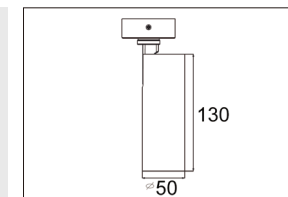
 Different colors

GDO402-LED

LED 25W	cd/Klm	Beam Angle: 15.8°
1 m	16303 lx	0.28 m
2 m	4076 lx	0.55 m
3 m	1811 lx	0.83 m
4 m	1019 lx	1.10 m
5 m	652.1 lx	1.38 m
High illuminance		Diameter

LED 25W	cd/Klm	Beam Angle: 26.0°
1 m	7750 lx	0.46 m
2 m	1938 lx	0.92 m
3 m	861.1 lx	1.38 m
4 m	484.4 lx	1.84 m
5 m	310.0 lx	2.29 m
High illuminance		Diameter

LED 25W	cd/Klm	Beam Angle: 38.9°
1 m	4371 lx	0.71 m
2 m	1093 lx	1.41 m
3 m	485.7 lx	2.12 m
4 m	273.2 lx	2.82 m
5 m	174.8 lx	3.53 m
High illuminance		Diameter



CE IP20

 15° 24° 38°

 COB LED 9W

 LED Driver(Triac,1-10V,DALI)

 2700K-6500K

 Ra 82 ~ 95

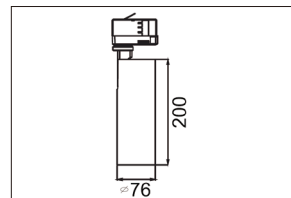
 Different colors

GDO401-LED

LED 9W	cd/Klm	Beam Angle: 15°
1 m	6086 lx	0.31 m
2 m	1522 lx	0.63 m
3 m	676.2 lx	0.94 m
4 m	380.4 lx	1.25 m
5 m	243.4 lx	1.57 m
High illuminance		Diameter

LED 9W	cd/Klm	Beam Angle: 24°
1 m	4323 lx	0.46 m
2 m	1081 lx	0.93 m
3 m	480.4 lx	1.39 m
4 m	270.2 lx	1.85 m
5 m	172.9 lx	2.32 m
High illuminance		Diameter

LED 9W	cd/Klm	Beam Angle: 38°
1 m	2158 lx	0.66 m
2 m	539.4 lx	1.32 m
3 m	239.7 lx	1.98 m
4 m	134.8 lx	2.65 m
5 m	86.30 lx	3.31 m
High illuminance		Diameter



CE IP20

 15° 24° 38°

 COB LED 35W

 LED Driver(Triac,1-10V,DALI)

 2700K-6500K

 Ra 82 ~ 95

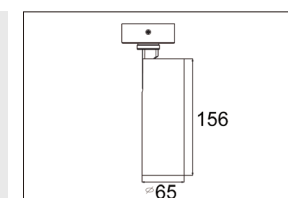
 Different colors

GDO402L-LED

LED 35W	cd/Klm	Beam Angle: 15°
1 m	19418 lx	0.28 m
2 m	4854 lx	0.55 m
3 m	2158 lx	0.83 m
4 m	1214 lx	1.11 m
5 m	776.7 lx	1.38 m
High illuminance		Diameter

LED 35W	cd/Klm	Beam Angle: 24°
1 m	13411 lx	0.41 m
2 m	3353 lx	0.82 m
3 m	1490 lx	1.23 m
4 m	838.2 lx	1.65 m
5 m	536.4 lx	2.06 m
High illuminance		Diameter

LED 35W	cd/Klm	Beam Angle: 38°
1 m	5738 lx	0.66 m
2 m	1434 lx	1.32 m
3 m	637.5 lx	1.98 m
4 m	358.6 lx	2.65 m
5 m	229.5 lx	3.31 m
High illuminance		Diameter



CE IP20

 15° 24° 38°

 COB LED 15W

 LED Driver(Triac,1-10V,DALI)

 2700K-6500K

 Ra 82 ~ 95

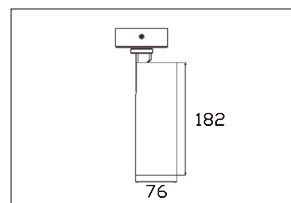
 Different colors

GDO402L-LED

LED 15W	cd/Klm	Beam Angle: 16.5°
1 m	3963 lx	0.30 m
2 m	990.7 lx	0.60 m
3 m	440.3 lx	0.90 m
4 m	247.7 lx	1.20 m
5 m	158.5 lx	1.50 m
High illuminance		Diameter

LED 15W	cd/Klm	Beam Angle: 26.6°
1 m	2891 lx	0.47 m
2 m	722.7 lx	0.94 m
3 m	321.2 lx	1.42 m
4 m	180.7 lx	1.89 m
5 m	115.6 lx	2.36 m
High illuminance		Diameter

LED 15W	cd/Klm	Beam Angle: 37.3°
1 m	2086 lx	0.68 m
2 m	521.5 lx	1.35 m
3 m	231.8 lx	2.03 m
4 m	130.4 lx	2.70 m
5 m	83.44 lx	3.38 m
High illuminance		Diameter



COB LED 25W

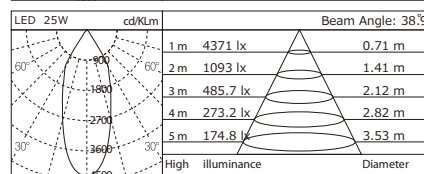
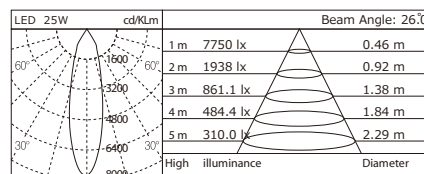
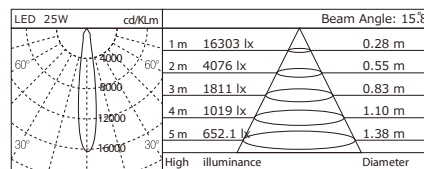
LED Driver(Triac,1-10V,DALI)

2700K-6500K

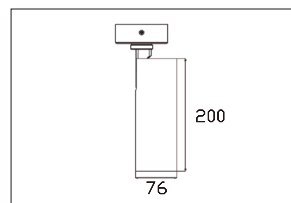
Ra 82 ~ 95

Different colors

GDO403-LED



LINEAR LIGHT



COB LED 35W

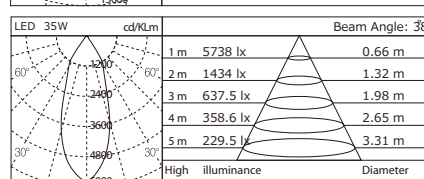
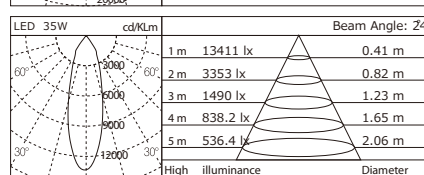
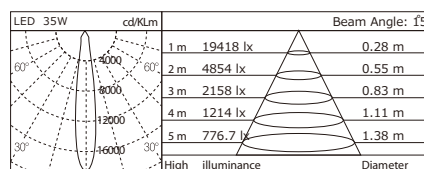
LED Driver(Triac,1-10V,DALI)

2700K-6500K

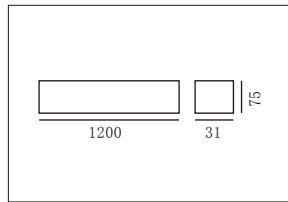
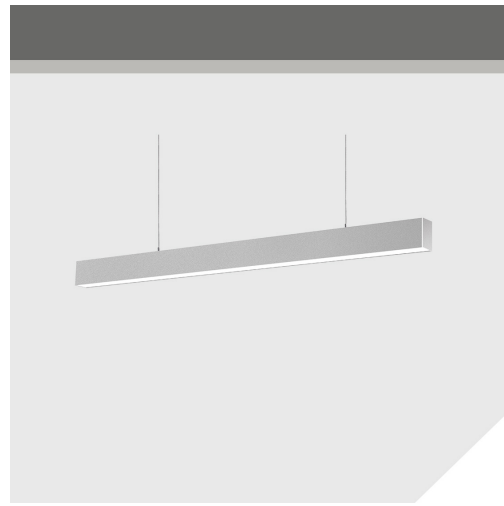
Ra 82 ~ 95

Different colors

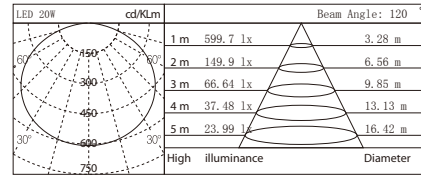
GDO403L-LED





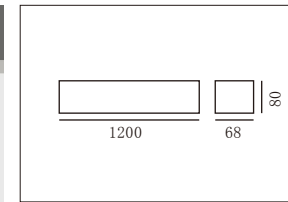



- CE IP20**
- 120°
- LED 20W
- LED Driver(Triac,1-10V,DALI)
- 2700K-6500K
- Ra 82 ~ 95
- Different colors

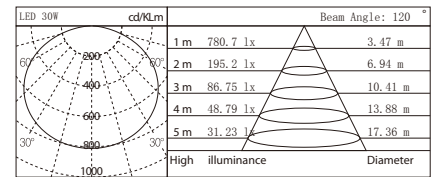


GDO23012-01

Details

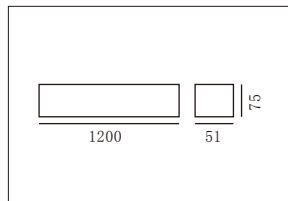
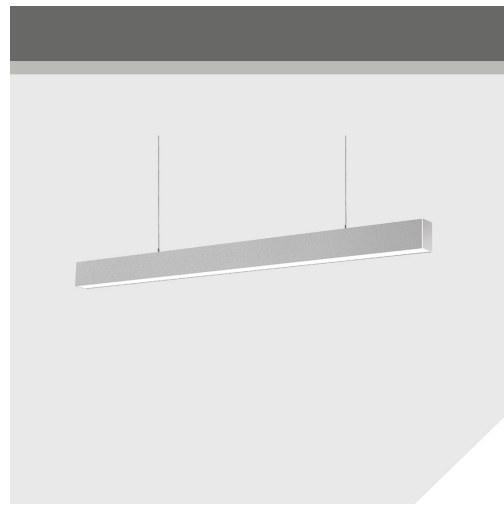


- CE IP20**
- 120°
- LED 30W
- LED Driver(Triac,1-10V,DALI)
- 2700K-6500K
- Ra 82 ~ 95
- Different colors

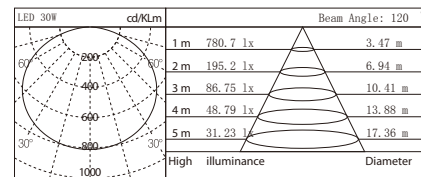


GDO23012-03

Details

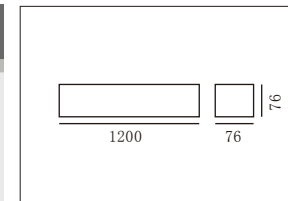



- CE IP20**
- 120°
- LED 30W
- LED Driver(Triac,1-10V,DALI)
- 2700K-6500K
- Ra 82 ~ 95
- Different colors

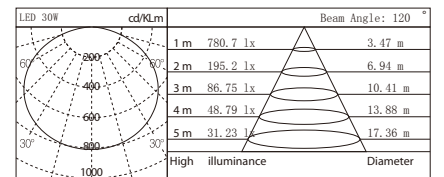


GDO23012-02

Details



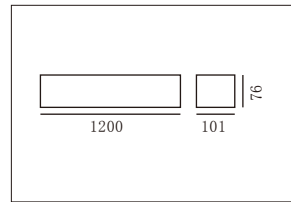

- CE IP20**
- 120°
- LED 30W
- LED Driver(Triac,1-10V,DALI)
- 2700K-6500K
- Ra 82 ~ 95
- Different colors



GDO23012-04

Details





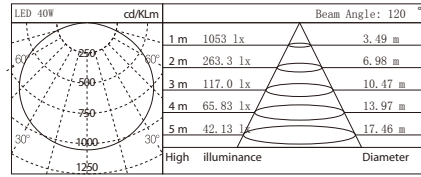
LED 40W

LED Driver(Triac,1-10V,DALI)

2700K-6500K

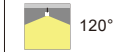
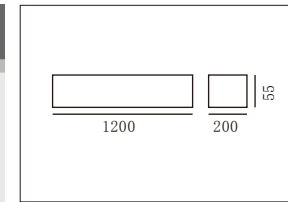

Ra 82 ~ 95

Different colors



GDO24012-01

Details



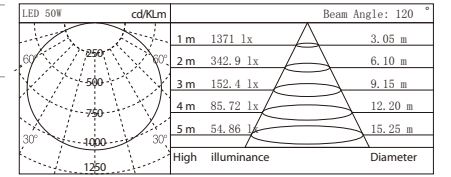
LED 50W

LED Driver(Triac,1-10V,DALI)

2700K-6500K

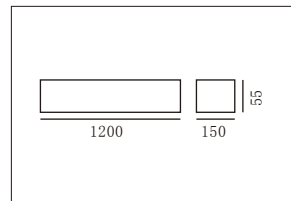

Ra 82 ~ 95

Different colors



GDO25012-02

Details



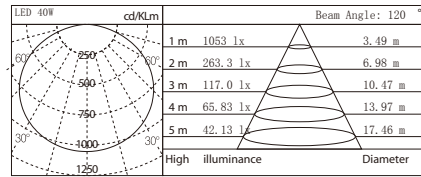
LED 40W

LED Driver(Triac,1-10V,DALI)

2700K-6500K

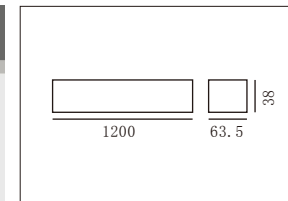
Ra 82 ~ 95

Different colors



GDO25012-01

Details



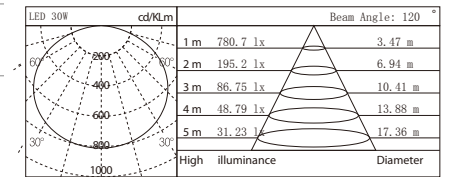
LED 30W

LED Driver(Triac,1-10V,DALI)

2700K-6500K

Ra 82 ~ 95

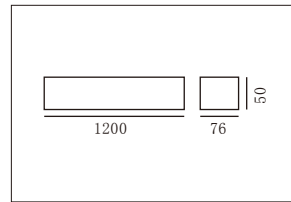
Different colors



GDO13012-01

Details





120°

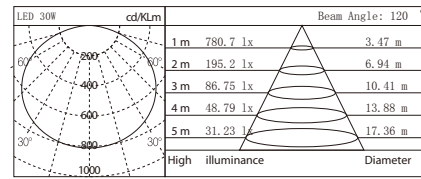
LED 30W

LED Driver(Triac,1-10V,DALI)

2700K-6500K

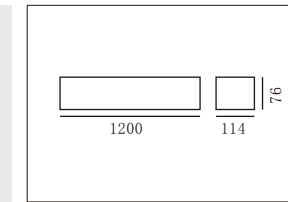
Ra 82 ~ 95

Different colors



GDO13012-02

Details



120°

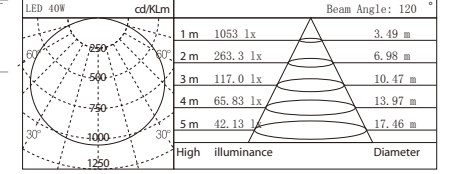
LED 40W

LED Driver(Triac,1-10V,DALI)

2700K-6500K

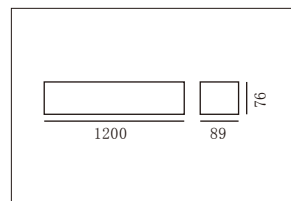
Ra 82 ~ 95

Different colors



GDO14012-01

Details



120°

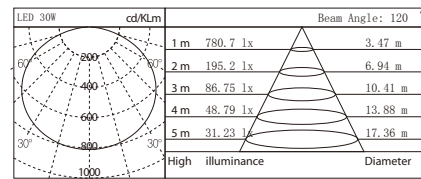
LED 30W

LED Driver(Triac,1-10V,DALI)

2700K-6500K

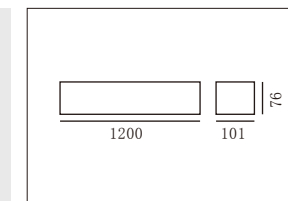
Ra 82 ~ 95

Different colors



GDO13012-03

Details



Wall washer

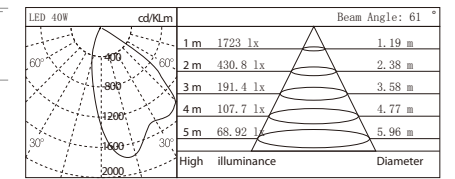
LED 40W

LED Driver(Triac,1-10V,DALI)

2700K-6500K

Ra 82 ~ 95

Different colors



GDO14012-02

Details





1000 20 19.5

15°
 24°
 38°
 50°
 20*40°

LED 30W

LED Driver(Triac,1-10V,DALI)



2700K-6500K

Ra 82 ~ 95

Different colors

GDO33010-01-LED

Accessories



1000 26.5 19.5

15°
 24°
 38°
 50°
 20*40°

LED 30W

LED Driver(Triac,1-10V,DALI)

2700K-6500K

Ra 82 ~ 95

Different colors

GDO33010-02-LED

Details



1000 28 35

15°
 24°
 38°
 50°
 20*40°

LED 30W

LED Driver(Triac,1-10V,DALI)

2700K-6500K

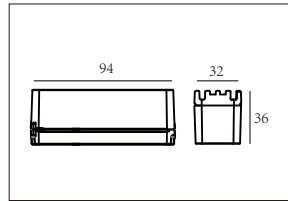

Ra 82 ~ 95

Different colors

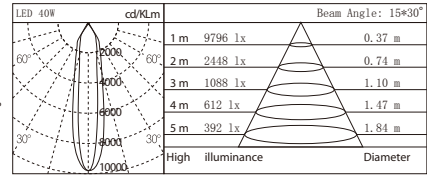
GDO33010-03-LED

Details

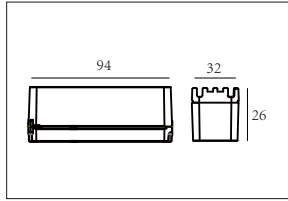





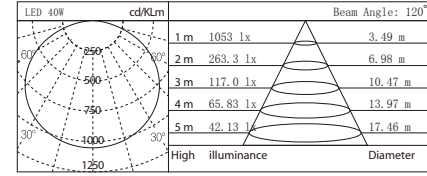
CE IP20 IP67
 15° 24° 38° 50° 15°30°
 LED 40W/M
 LED Driver(Triac,1-10V,DALI)
 2700K-6500K
 Ra 82 ~ 95
 Different colors



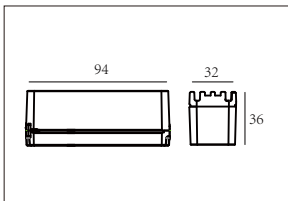

GDO63510-01



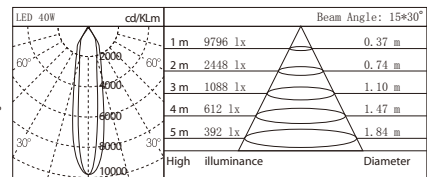
CE IP20
 120°
 LED 40W/M
 LED Driver(Triac,1-10V,DALI)
 2700K-6500K
 Ra 82 ~ 95
 Different colors



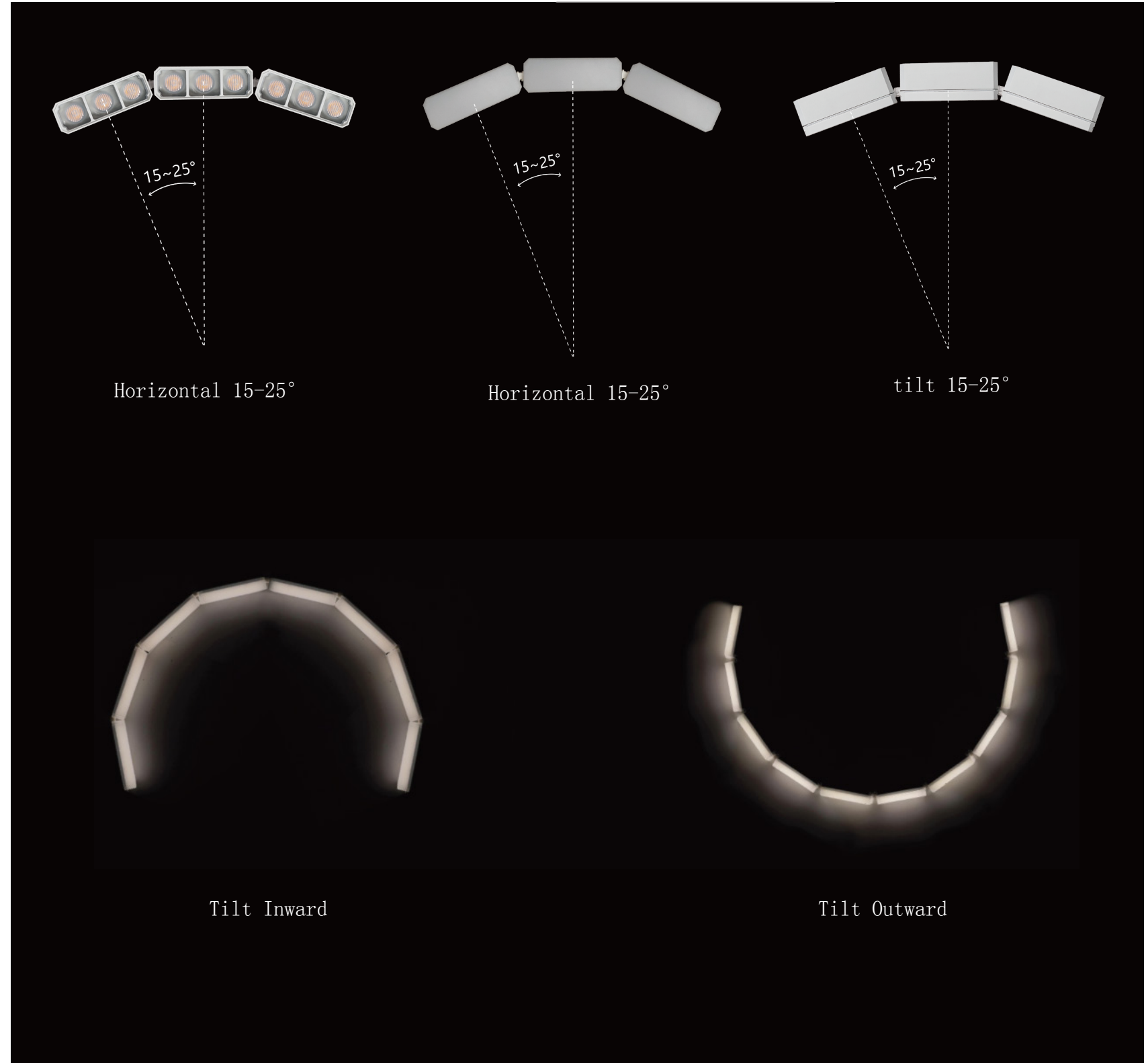
GDO63010-01

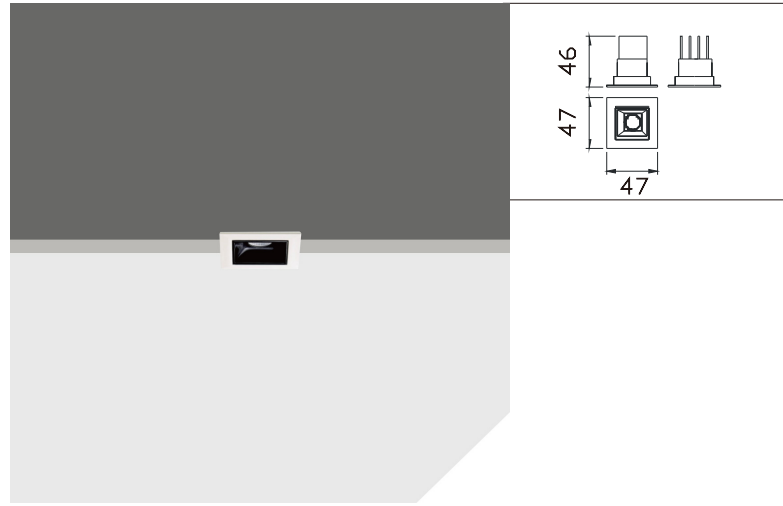


CE IP20
 15° 24° 38° 50° 15°30°
 LED 40W
 LED Driver(Triac,1-10V,DALI)
 2700K-6500K
 Ra 82 ~ 95
 Different colors



GDO64010-01-67





LED 2W

 LED Driver(Triac,1-10V,DALI)

 2700K-6500K

 Ra 82 ~ 95

 Different colors

 36*36mm

GD501-LED

LED 2W		Beam Angle: 15°	
1m	1924 lx	0.20 m	
2m	481.0 lx	0.40 m	
3m	213.8 lx	0.61 m	
4m	120.2 lx	0.81 m	
5m	76.96 lx	1.02 m	
	High illuminance		Diameter

LED 2W		Beam Angle: 30°	
1m	419.8 lx	0.67 m	
2m	105.0 lx	1.35 m	
3m	46.65 lx	2.03 m	
4m	26.24 lx	2.73 m	
5m	16.79 lx	3.38 m	
	High illuminance		Diameter

LED 2W		Beam Angle: 45°	
1m	289.9 lx	0.85 m	
2m	72.48 lx	1.71 m	
3m	32.21 lx	2.57 m	
4m	18.12 lx	3.43 m	
5m	11.60 lx	4.29 m	
	High illuminance		Diameter



LED 5*2W

 LED Driver(Triac,1-10V,DALI)

 2700K-6500K

 Ra 82 ~ 95

 Different colors

 140*36mm

GD503-LED

LED 10W		Beam Angle: 15°	
1m	7069 lx	0.20 m	
2m	1767 lx	0.40 m	
3m	785.4 lx	0.61 m	
4m	441.8 lx	0.81 m	
5m	282.8 lx	1.02 m	
	High illuminance		Diameter

LED 10W		Beam Angle: 30°	
1m	2730 lx	0.48 m	
2m	682.5 lx	0.97 m	
3m	303.3 lx	1.46 m	
4m	170.6 lx	1.94 m	
5m	109.2 lx	2.43 m	
	High illuminance		Diameter

LED 10W		Beam Angle: 45°	
1m	1381 lx	0.85 m	
2m	345.2 lx	1.71 m	
3m	153.4 lx	2.57 m	
4m	86.31 lx	3.43 m	
5m	55.24 lx	4.29 m	
	High illuminance		Diameter



LED 2*2W

 LED Driver(Triac,1-10V,DALI)

 2700K-6500K

 Ra 82 ~ 95

 Different colors

 66*36mm

GD502-LED

LED 4W		Beam Angle: 15°	
1m	3455 lx	0.19 m	
2m	863.7 lx	0.39 m	
3m	383.9 lx	0.59 m	
4m	215.9 lx	0.79 m	
5m	138.2 lx	0.99 m	
	High illuminance		Diameter

LED 4W		Beam Angle: 30°	
1m	802.4 lx	0.67 m	
2m	200.6 lx	1.34 m	
3m	89.16 lx	2.01 m	
4m	50.15 lx	2.68 m	
5m	32.10 lx	3.36 m	
	High illuminance		Diameter

LED 4W		Beam Angle: 45°	
1m	563.8 lx	0.84 m	
2m	141.0 lx	1.68 m	
3m	62.65 lx	2.52 m	
4m	35.24 lx	3.37 m	
5m	22.55 lx	4.21 m	
	High illuminance		Diameter



LED 10*2W

 LED Driver(Triac,1-10V,DALI)

 2700K-6500K

 Ra 82 ~ 95

 Different colors

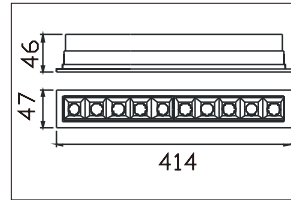
 272*36mm

GD504-LED

LED 20W		Beam Angle: 15°	
1m	17227 lx	0.21 m	
2m	4307 lx	0.42 m	
3m	1914 lx	0.63 m	
4m	1077 lx	0.85 m	
5m	689.1 lx	1.06 m	
	High illuminance		Diameter

LED 20W		Beam Angle: 30°	
1m	4426 lx	0.60 m	
2m	1107 lx	1.20 m	
3m	491.8 lx	1.80 m	
4m	276.6 lx	2.40 m	
5m	177.0 lx	3.00 m	
	High illuminance		Diameter

LED 20W		Beam Angle: 45°	
1m	2723 lx	0.87 m	
2m	680.6 lx	1.74 m	
3m	302.5 lx	2.62 m	
4m	170.2 lx	3.49 m	
5m	108.9 lx	4.36 m	
	High illuminance		Diameter



15° 30° 45°

LED 15*2W

LED Driver(Triac,1-10V,DALI)

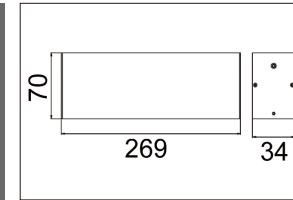
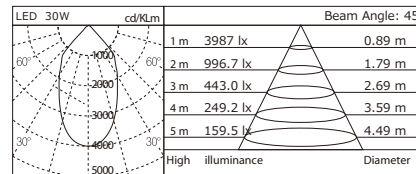
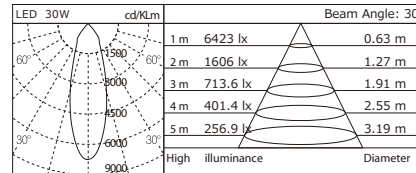
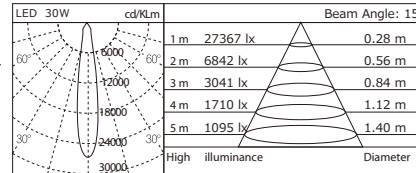
2700K-6500K

Ra 82 ~ 95

Different colors

405*36mm

GD505-LED



15° 30° 45°

LED 10*2W

LED Driver(Triac,1-10V,DALI)

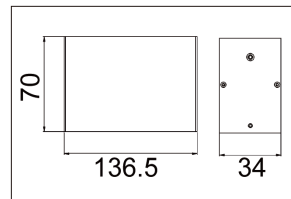
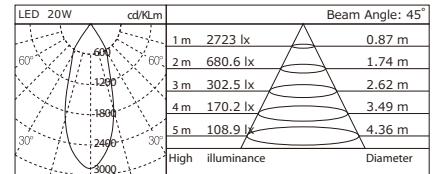
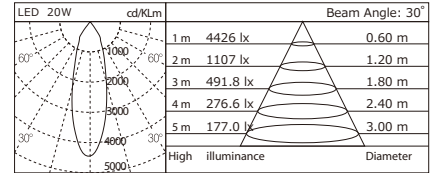
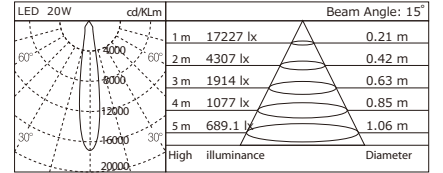
2700K-6500K

Ra 82 ~ 95

Different colors

140*36mm

GDFO300-10-LED



15° 30° 45°

LED 5*2W

LED Driver(Triac,1-10V,DALI)

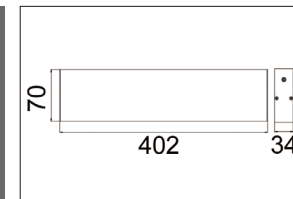
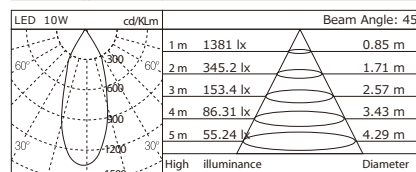
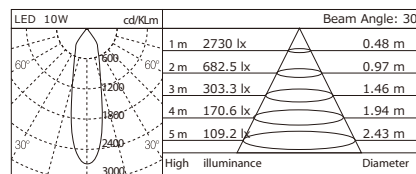
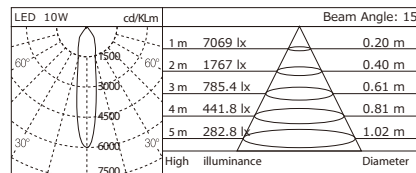
2700K-6500K

Ra 82 ~ 95

Different colors

66*36mm

GDFO300-5-LED



15° 30° 45°

LED 15*2W

LED Driver(Triac,1-10V,DALI)

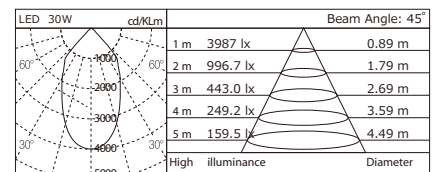
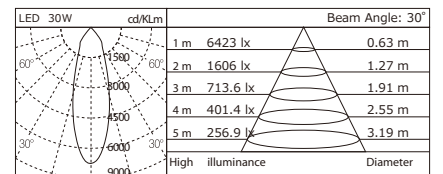
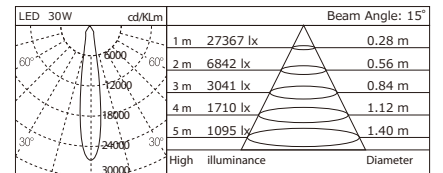
2700K-6500K

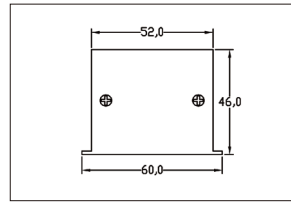
Ra 82 ~ 95

Different colors

272*36mm

GDFO300-15-LED

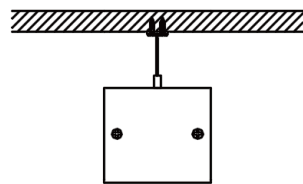
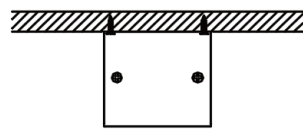
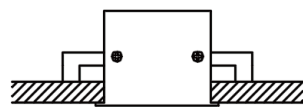




- IP20**
- 10° 25° 45° 60° 10°35°
- SMD LED 15W/30W/45W**
- AC220V LED Driver(Triac,1-10V,DALI,DMX512)**
- 2700K-6500K**
- Ra 82 ~ 95**
- Different colors**
- 1000 x 54mm**

GDO145-01-67

Accessories



LED 15W	cd/Klm	Beam Angle: 10°	
1m	21000 lx	0.18 m	
2m	5250.0 lx	0.36 m	
3m	2333.3 lx	0.54 m	
4m	1312.5 lx	0.72 m	
5m	840.00 lx	0.90 m	
	High illuminance	Diameter	

LED 30W	cd/Klm	Beam Angle: 10°	
1m	41800 lx	0.18 m	
2m	10450 lx	0.36 m	
3m	4644.4 lx	0.54 m	
4m	2612.5 lx	0.72 m	
5m	1672.0 lx	0.90 m	
	High illuminance	Diameter	

LED 15W	cd/Klm	Beam Angle: 25°	
1m	9600 lx	0.44 m	
2m	2400 lx	0.88 m	
3m	1066.7lx	1.32 m	
4m	600.0 lx	1.76 m	
5m	384.0 lx	2.20 m	
	High illuminance	Diameter	

LED 30W	cd/Klm	Beam Angle: 25°	
1m	19005 lx	0.44 m	
2m	4751.3lx	0.88 m	
3m	2111.7lx	1.32 m	
4m	1187.8lx	1.76 m	
5m	760.2 lx	2.20 m	
	High illuminance	Diameter	

LED 15W	cd/Klm	Beam Angle: 45°	
1m	4800 lx	0.82 m	
2m	1200 lx	1.64 m	
3m	533.3lx	2.46 m	
4m	300.0lx	3.28 m	
5m	192.0lx	4.10 m	
	High illuminance	Diameter	

LED 30W	cd/Klm	Beam Angle: 45°	
1m	9500 lx	0.82 m	
2m	2375 lx	1.64 m	
3m	1055.6lx	2.46 m	
4m	593.8 lx	3.28 m	
5m	380.0 lx	4.10 m	
	High illuminance	Diameter	



SURFACE MOUNTED DOWNLIGHT



∅ 76mm	96mm	116mm
15W	20W	30W
∅ 142mm	171mm	206mm
35W	50W	50W

∅ 76mm	96mm	116mm
15W	20W	30W





15°

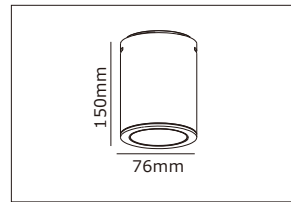


30°



45°





CE IP20

COB LED 15W

LED Driver(Triac,1-10V,DALI)

2700K-6500K

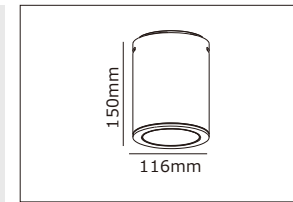
Ra 82 ~ 95

Different colors

LED 15W	cd/Klm	Beam Angle: 15°
1 m	4013 lx	0.44 m
2 m	1003 lx	0.98 m
3 m	445.8 lx	1.31 m
4 m	250.8 lx	1.76 m
5 m	160.5 lx	2.19 m
	High illuminance	Diameter

LED 15W	cd/Klm	Beam Angle: 30°
1 m	3432 lx	0.53 m
2 m	858.1 lx	1.07 m
3 m	381.4 lx	1.61 m
4 m	214.5 lx	2.14 m
5 m	137.3 lx	3.68 m
	High illuminance	Diameter

GDMO301L-LED



CE IP20

COB LED 25W

LED Driver(Triac,1-10V,DALI)

2700K-6500K

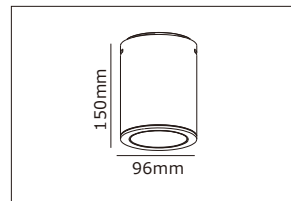
Ra 82 ~ 95

Different colors

LED 25W	cd/Klm	Beam Angle: 15°
1 m	10727 lx	0.36 m
2 m	2682 lx	0.73 m
3 m	1192 lx	1.10 m
4 m	670.5 lx	1.47 m
5 m	429.1 lx	1.84 m
	High illuminance	Diameter

LED 25W	cd/Klm	Beam Angle: 30°
1 m	8218 lx	0.46 m
2 m	2055 lx	0.92 m
3 m	913.2 lx	1.39 m
4 m	513.7 lx	1.85 m
5 m	328.7 lx	2.31 m
	High illuminance	Diameter

GDMO501L-LED



CE IP20

COB LED 20W

LED Driver(Triac,1-10V,DALI)

2700K-6500K

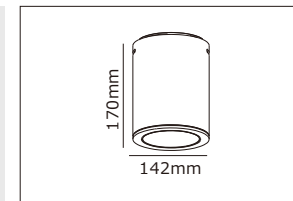
Ra 82 ~ 95

Different colors

LED 20W	cd/Klm	Beam Angle: 15°
1 m	5647 lx	0.47 m
2 m	1412 lx	0.95 m
3 m	627.5 lx	1.43 m
4 m	353.0 lx	1.91 m
5 m	225.9 lx	2.39 m
	High illuminance	Diameter

LED 20W	cd/Klm	Beam Angle: 30°
1 m	4691 lx	0.60 m
2 m	1173 lx	1.20 m
3 m	521.2 lx	1.80 m
4 m	293.2 lx	2.41 m
5 m	187.6 lx	3.01 m
	High illuminance	Diameter

GDMO401L-LED



CE IP20

COB LED 35W

LED Driver(Triac,1-10V,DALI)

2700K-6500K

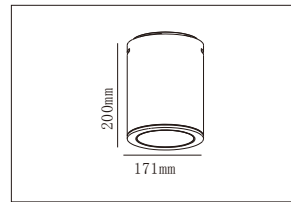
Ra 82 ~ 95

Different colors

LED 35W	cd/Klm	Beam Angle: 15°
1 m	19418 lx	0.28 m
2 m	4854 lx	0.55 m
3 m	2158 lx	0.83 m
4 m	1214 lx	1.11 m
5 m	776.7 lx	1.38 m
	High illuminance	Diameter

LED 35W	cd/Klm	Beam Angle: 30°
1 m	8120 lx	0.48 m
2 m	2030 lx	0.95 m
3 m	902.2 lx	1.43 m
4 m	507.5 lx	1.91 m
5 m	324.8 lx	2.38 m
	High illuminance	Diameter

GDMO601L-LED



30° **CE IP20**

15° 30° 45°

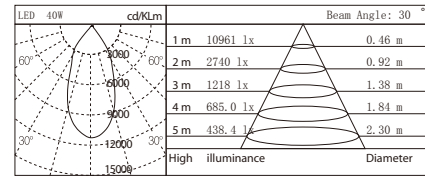
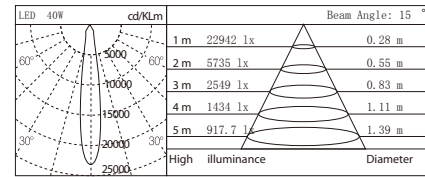
COB LED 40W

LED Driver(Triac,1-10V,DALI)

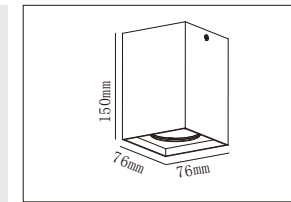
2700K-6500K

Ra 82 ~ 95

Different colors



GDMO701L-LED



30° **CE IP20**

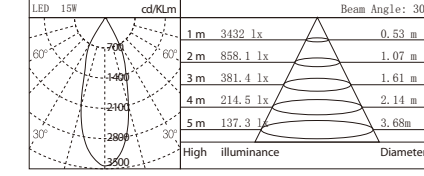
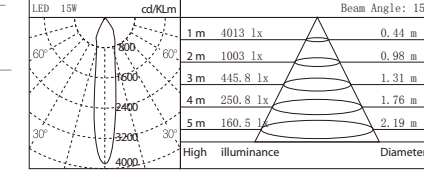
15° 30° 45°

LED Driver(Triac,1-10V,DALI)

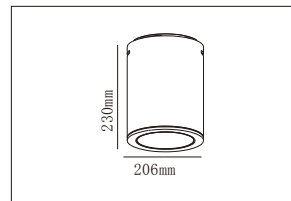
2700K-6500K

Ra 82 ~ 95

Different colors



GDFO301L-LED



30° **CE IP20**

15° 30° 45°

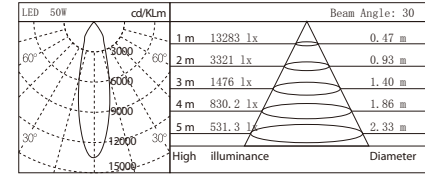
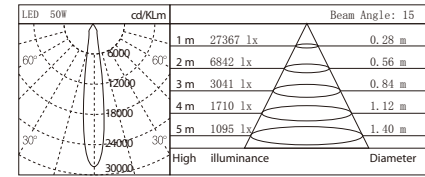
COB LED 50W

LED Driver(Triac,1-10V,DALI)

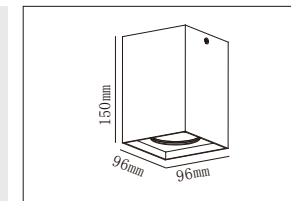
2700K-6500K

Ra 82 ~ 95

Different colors



GDMO801L-LED



30° **CE IP20**

15° 30° 45°

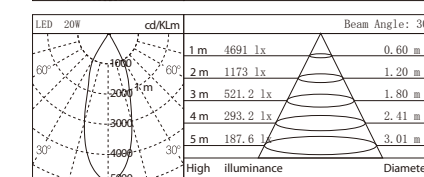
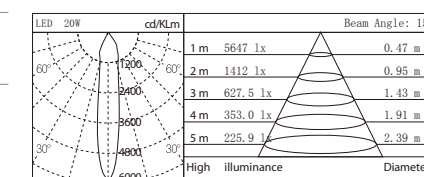
COB LED 20W

LED Driver(Triac,1-10V,DALI)

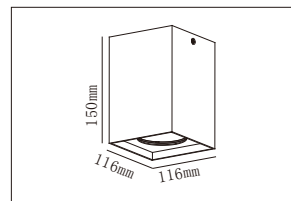
2700K-6500K

Ra 82 ~ 95

Different colors



GDFO401L-LED



30° **CE IP20**

15° 30° 45°

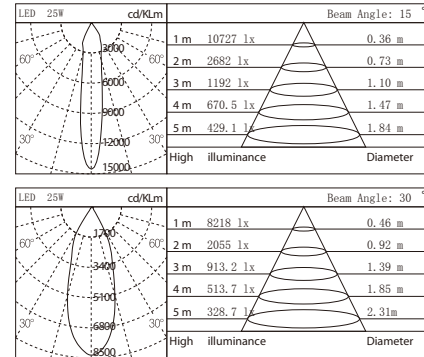
COB LED 25W

LED Driver(Triac,1-10V,DALI)

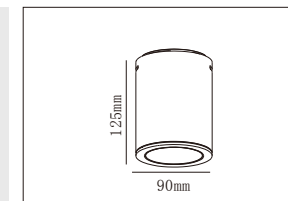
2700K-6500K

Ra 82 ~ 95

Different colors



GDFO501L-LED



30° **CE IP20**

15° 30° 45°

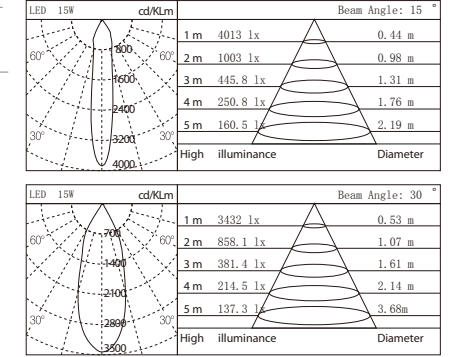
COB LED 15W

LED Driver(Triac,1-10V,DALI)

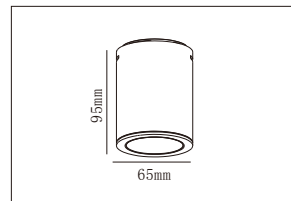
2700K-6500K

Ra 82 ~ 95

Different colors



GDMO402L-LED



30° **CE IP20**

15° 30° 45°

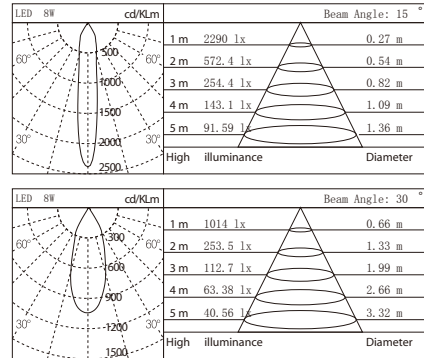
COB LED 8W

LED Driver(Triac,1-10V,DALI)

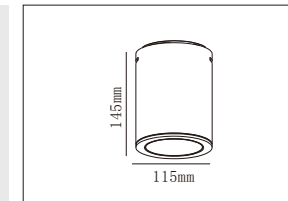
2700K-6500K

Ra 82 ~ 95

Different colors



GDMO302L-LED



30° **CE IP20**

15° 30° 45°

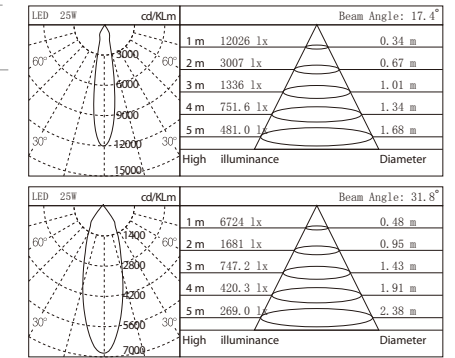
COB LED 25W

LED Driver(Triac,1-10V,DALI)

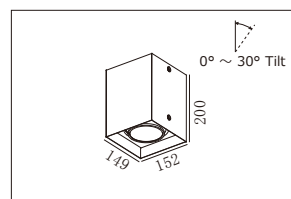
2700K-6500K

Ra 82 ~ 95

Different colors

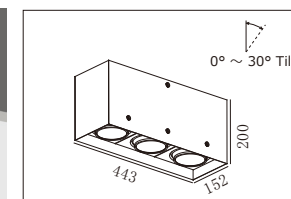
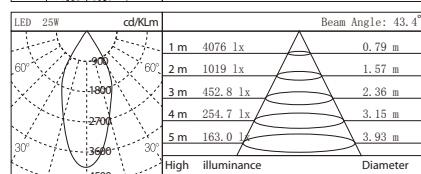
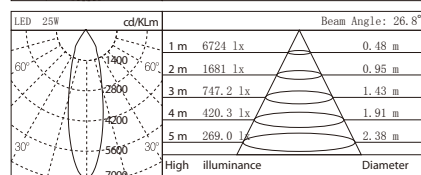
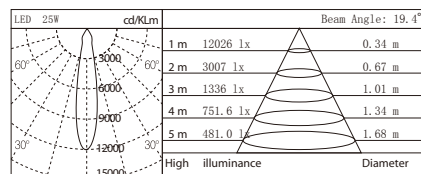


GDMO502L-LED



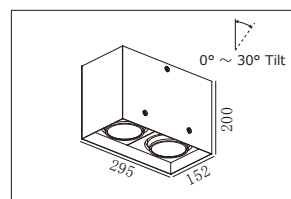
- CE IP20**
-
- COB LED 25W**
- LED Driver(Triac,1-10V,DALI)**
- 2700K-6500K**
- Ra 82 ~ 95**
- Different colors**

GDM301-LED



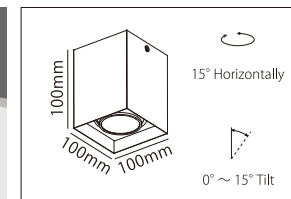
- CE IP20**
-
- COB LED 3*25W**
- LED Driver(Triac,1-10V,DALI)**
- 2700K-6500K**
- Ra 82 ~ 95**
- Different colors**

GDM303L-LED



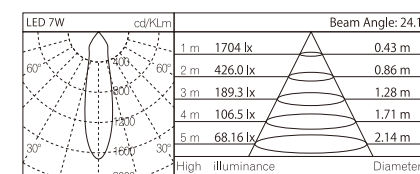
- CE IP20**
-
- COB LED 2*25W**
- LED Driver(Triac,1-10V,DALI)**
- 2700K-6500K**
- Ra 82 ~ 95**
- Different colors**

GDM302-LED



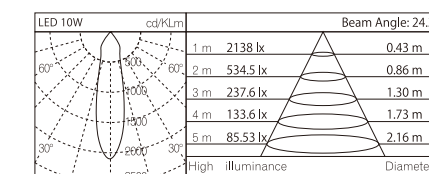
- CE IP20**
-
- COB LED 7W**
- 200mA LED Driver(Triac,1-10V,DALI)**
- 2700K-6500K**
- Ra 82 ~ 95**
- Different colors**

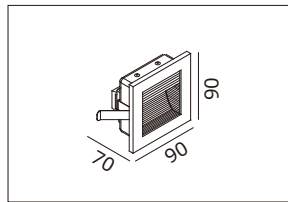
GDM321S-LED



- CE IP20**
-
- COB LED 10W**
- 250mA LED Driver(Triac,1-10V,DALI)**
- 2700K-6500K**
- Ra 82 ~ 95**
- Different colors**

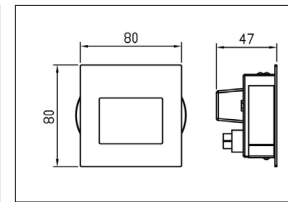

GDM321-LED





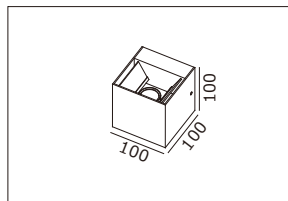
- CE IP20**
 - LED Wall corner lights
 - LED 1W 3000K 350mA
 - LED Driver
 - 2700K-6500K
 - Ra 82 ~ 95
 - Different colors
 - 80 x 80mm
- GDLB001**

- CE IP20**
 - LED Wall corner lights
 - LED 3W 3000K 700mA
 - LED Driver
 - 2700K-6500K
 - Ra 82 ~ 95
 - Different colors
 - 80 x 80mm
- GDLB002**

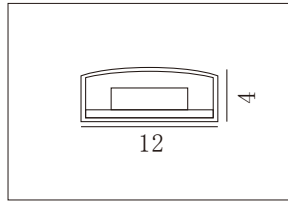



- CE IP20**
 - LED Wall corner lights
 - LED 1W 3000K 350mA
 - LED Driver
 - 2700K-6500K
 - Ra 82 ~ 95
 - Different colors
 - 70 x 70mm
- GDLB021**

- CE IP20**
 - LED Wall corner lights
 - LED 2W 3000K 700mA
 - LED Driver
 - 2700K-6500K
 - Ra 82 ~ 95
 - Different colors
 - 70 x 70mm
- GDLB022**



- CE IP20**
 - Adjustable
 - COB LED 2 x 4.5W
 - 500mA LED Driver
 - 2700K-6500K
 - Ra 82 ~ 95
 - Different colors
- GDJH3022-LED**



CE IP44 IP65 IP68

- 120°
- LED 2.4W/M
- DC 12V/24V LED Driver(Triac,0-10V)
- 2700K-6500K/RGB
- Ra 82 ~ 95

GDED6003

CE IP44 IP65 IP68

- 120°
- LED 4.8W/M
- DC 12V/24V LED Driver(Triac,0-10V)
- 2700K-6500K/RGB
- Ra 82 ~ 95

GDED6005

CE IP44 IP65 IP68

- 120°
- LED 7.2W/M
- DC 12V/24V LED Driver(Triac,0-10V)
- 2700K-6500K/RGB
- Ra 82 ~ 95

GDED3072

CE IP44 IP65 IP68

- 120°
- LED 9.6W/M
- DC 12V/24V LED Driver(Triac,0-10V)
- 2700K-6500K/RGB
- Ra 82 ~ 95

GDED12096

CE IP44 IP65 IP68

- 120°
- LED 11.5W/M
- DC 12V/24V LED Driver(Triac,0-10V)
- 2700K-6500K/RGB
- Ra 82 ~ 95

GDED4811

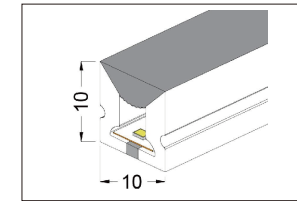
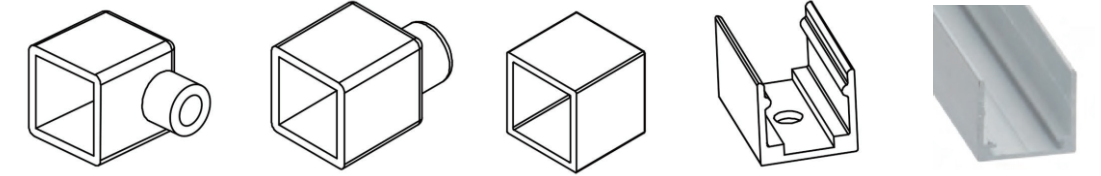
CE IP44 IP65 IP68

- 120°
- LED 14.4W/M
- DC 12V/24V LED Driver(Triac,0-10V)
- 2700K-6500K/RGB
- Ra 82 ~ 95

GDED6014



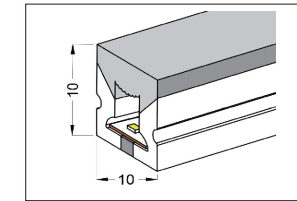
Accessories



CE IP44 IP65 IP68

- 120°
- LED 10W/M
- DC 12V/24V LED Driver(Triac,0-10V)
- 2700K-6500K/RGB
- Ra 82 ~ 95

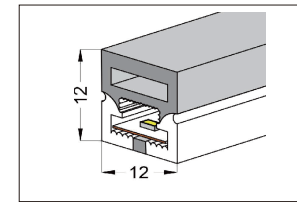
GDED1010A



CE IP44 IP65 IP68

- 120°
- LED 10W/M
- DC 12V/24V LED Driver(Triac,0-10V)
- 2700K-6500K/RGB
- Ra 82 ~ 95

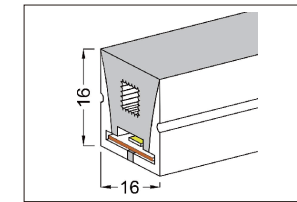
GDED1010B



CE IP44 IP65 IP68

- 120°
- LED 10W/M
- DC 12V/24V LED Driver(Triac,0-10V)
- 2700K-6500K/RGB
- Ra 82 ~ 95

GDED1212B



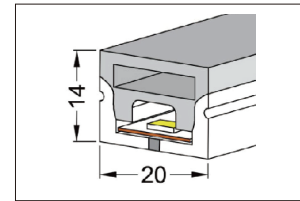
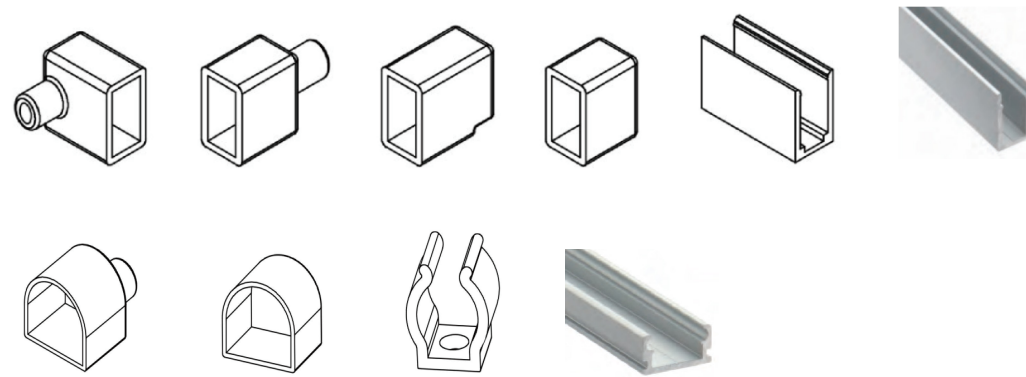
CE IP44 IP65 IP68

- 120°
- LED 12W/M
- DC 12V/24V LED Driver(Triac,0-10V)
- 2700K-6500K/RGB
- Ra 82 ~ 95

GDED1616A



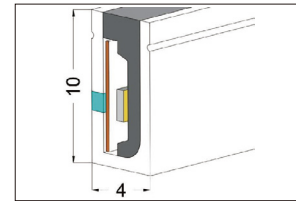
Accessories



CE IP44 IP65 IP68

- 120°
- LED 12W/M
- DC 12V/24V LED Driver(Triac,0-10V)
- 2700K-6500K/RGB
- Ra 82 ~ 95

GDED2014B



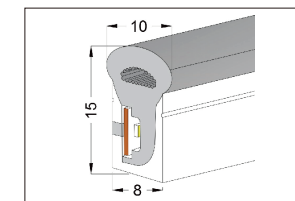
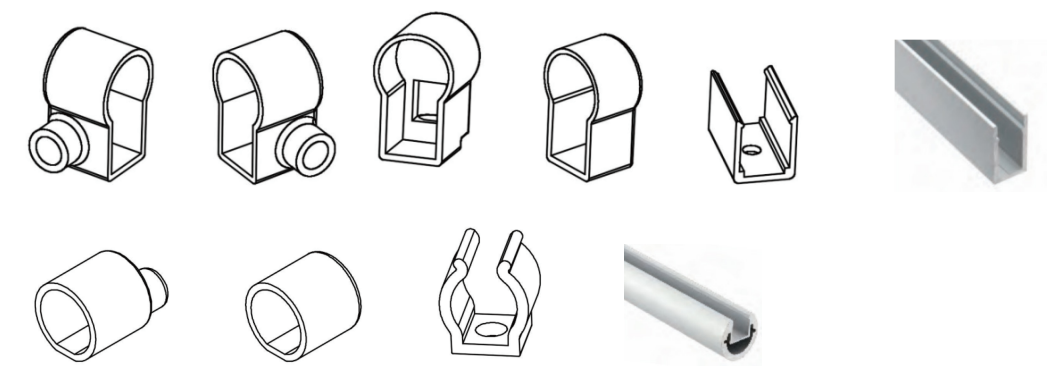
CE IP44 IP65 IP68

- 120°
- LED 10W/M
- DC 12V/24V LED Driver(Triac,0-10V)
- 2700K-6500K/RGB
- Ra 82 ~ 95

GDED0410A



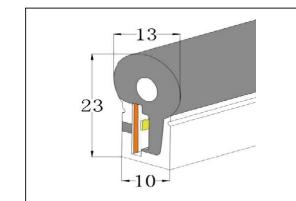
Accessories



CE IP44 IP65 IP68

- 120°
- LED 12W/M
- DC 12V/24V LED Driver(Triac,0-10V)
- 2700K-6500K/RGB
- Ra 82 ~ 95

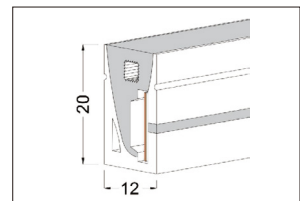
GDED0815B



CE IP44 IP65 IP68

- 120°
- LED 12W/M
- DC 12V/24V LED Driver(Triac,0-10V)
- 2700K-6500K/RGB
- Ra 82 ~ 95

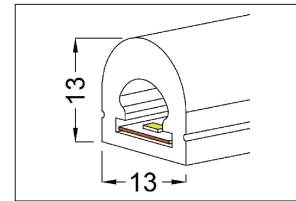
GDED1023B



CE IP44 IP65 IP68

- 120°
- LED 10W/M
- DC 12V/24V LED Driver(Triac,0-10V)
- 2700K-6500K/RGB
- Ra 82 ~ 95

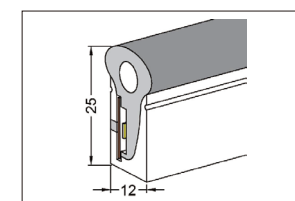
GDED1220A



CE IP44 IP65 IP68

- 120°
- LED 12W/M
- DC 12V/24V LED Driver(Triac,0-10V)
- 2700K-6500K/RGB
- Ra 82 ~ 95

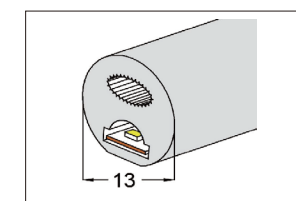
GDED1313B



CE IP44 IP65 IP68

- 120°
- LED 10W/M
- DC 12V/24V LED Driver(Triac,0-10V)
- 2700K-6500K/RGB
- Ra 82 ~ 95

GDED1225B



CE IP44 IP65 IP68

- 120°
- LED 12W/M
- DC 12V/24V LED Driver(Triac,0-10V)
- 2700K-6500K/RGB
- Ra 82 ~ 95

GDED013DA